

3M CO. FUTURE (MMMFM) - EUX/202407

2024/07/17 18:45:59

Price
104.4442 USDDifference  1.55% (1.60)

General attributes

Symbol	MMMFM24
Exchange	Eurex
Currency	USD
Security type	Future
Underlying	3M COMPANY
Maturity	07-2024
Contract size	100

Market data

Bid (Bid size)	- USD (-)
Ask (Ask size)	- USD (-)
Open	104.4442 USD
High	104.4442 USD
Low	104.4442 USD
Close (prev. day)	102.8474 USD
Underlying	3M COMPANY
Underlying price (date)	104.64 (24/07/17)
Settlement price (date)	104.44 (24/07/17)
Open Interest	0

Performance and Risk

	6m	1Y	3Y
Perf (%)	-2.15%	+3.23%	-
Perf (abs.)	-2.29	+3.27	-
Beta	-	-	-
Volatility	34.78	30.66	-

Futures and Options

Related Futures	-
Related Options	-

5Y












Information about previous performance does not guarantee future performance.
Source: FactSet

Price data

Ø price 5 days Ø volume 5 days (pcs.)	103.8597 USD (0)
Ø price 30 days Ø volume 30 days (pcs.)	101.9124 USD (0)
Ø price 100 days Ø volume 100 days (pcs.)	98.6797 USD (0)
Ø price 250 days Ø volume 250 days (pcs.)	98.8703 USD (0)
YTD High date	110.3945 USD (2024/01/02)
YTD Low date	90.2272 USD (2024/04/16)
52 Weeks High date	112.5225 USD (2023/07/28)
52 Weeks Low date	85.8172 USD (2023/10/23)

Recent Research

on underlying	on sector	on market		
Date			Headline	Download
2023/06/06			Global Equity Ratings	
2023/06/01			Global Equity Ratings	
2023/05/24			Global Equity Ratings	
2023/05/03			Global Equity Ratings	
2023/04/25			Global Equity Ratings	