

ORACLE CORP. FUTURE (ORCF) - EUX/202407

2024/07/04 15:24:01

Price
144.0359 USD

Difference  0.00% (0.00)

General attributes

Symbol	ORCFN24
Exchange	Eurex
Currency	USD
Security type	Future
Underlying	ORACLE CORP
Maturity	07-2024
Contract size	100

Market data

Bid (Bid size)	- USD (-)
Ask (Ask size)	- USD (-)
Open	144.0359 USD
High	144.0359 USD
Low	144.0359 USD
Close (prev. day)	144.0359 USD
Underlying	ORACLE CORP
Underlying price (date)	144.38 (24/07/03)
Settlement price (date)	144.04 (24/07/04)
Open Interest	0

Performance and Risk

	6m	1Y	3Y
Perf (%)	+37.19%	+17.36%	-
Perf (abs.)	+39.05	+21.31	-
Beta	-	-	-
Volatility	32.67	32.86	-

Futures and Options

Related Futures	-
Related Options	-

5Y












Information about previous performance does not guarantee future performance.
Source: FactSet

Price data

Ø price 5 days Ø volume 5 days (pcs.)	143.4114 USD (0)
Ø price 30 days Ø volume 30 days (pcs.)	133.3340 USD (0)
Ø price 100 days Ø volume 100 days (pcs.)	124.2133 USD (0)
Ø price 250 days Ø volume 250 days (pcs.)	119.0389 USD (0)
YTD High date	144.5988 USD (2024/06/18)
YTD Low date	104.2982 USD (2024/01/03)
52 Weeks High date	144.5988 USD (2024/06/18)
52 Weeks Low date	103.1025 USD (2023/12/14)

Recent Research

on underlying	on sector	on market	
Date		Headline	Download
2024/06/21		Global Equity Ratings	
2024/06/14		Global Equity Ratings	
2024/05/29		Global Equity Ratings	
2024/04/26		Global Equity Ratings	
2024/04/03		Global Equity Ratings	