

## SARTORIUS AG FUTURE (SRTF) - EUX/202407

2024/07/18 18:34:39

Price  
**246.7273** EURDifference  1.26% (3.07)

## General attributes

Symbol	SRTFN24
Exchange	Eurex
Currency	EUR
Security type	Future
Underlying	SARTORIUS AG VZ
Maturity	07-2024
Contract size	100

## Market data

Bid (Bid size)	- EUR (-)
Ask (Ask size)	- EUR (-)
Open	246.7273 EUR
High	246.7273 EUR
Low	246.7273 EUR
Close (prev. day)	243.6539 EUR
Underlying	SARTORIUS AG VZ
Underlying price (date)	246.70 (24/07/18)
Settlement price (date)	246.73 (24/07/18)
Open Interest	0

## Performance and Risk

	6m	1Y	3Y
Perf (%)	-18.18%	-23.98%	-
Perf (abs.)	-54.80	-77.84	-
Beta	-	-	-
Volatility	48.13	47.85	-

## Futures and Options

Related Futures	-
Related Options	-

5Y












Information about previous performance does not guarantee future performance.  
Source: FactSet

## Price data

Ø price 5 days   Ø volume 5 days (pcs.)	242.4707 EUR (0)
Ø price 30 days   Ø volume 30 days (pcs.)	232.4988 EUR (0)
Ø price 100 days   Ø volume 100 days (pcs.)	290.5523 EUR (0)
Ø price 250 days   Ø volume 250 days (pcs.)	310.5990 EUR (0)
YTD High   date	385.9759 EUR (2024/03/22)
YTD Low   date	210.0993 EUR (2024/06/19)
52 Weeks High   date	389.2173 EUR (2023/08/31)
52 Weeks Low   date	210.0993 EUR (2024/06/19)

## Recent Research

on sector		on market	
Date		Headline	Download
2024/07/12		Global Equity Ratings	
2024/06/21		Global Equity Ratings	
2024/06/14		Global Equity Ratings	
2024/05/29		Global Equity Ratings	
2024/04/26		Global Equity Ratings	