

NESTLÉ S.A. FUTURE (NESG) - EUX/202407

2024/04/26 18:31:44

Price
93.0057 CHF

Difference  0.67% (0.62)

General attributes

Symbol	NESGN24
Exchange	Eurex
Currency	CHF
Security type	Future
Underlying	NESTLÉ SA
Maturity	07-2024
Contract size	100

Market data

Bid (Bid size)	- CHF (-)
Ask (Ask size)	- CHF (-)
Open	93.0057 CHF
High	93.0057 CHF
Low	93.0057 CHF
Close (prev. day)	92.3853 CHF
Underlying	NESTLÉ SA
Underlying price (date)	92.70 (24/04/26)
Settlement price (date)	93.01 (24/04/26)
Open Interest	0

Performance and Risk

	6m	1Y	3Y
Perf (%)	-4.83%	-	-
Perf (abs.)	-4.72	-	-
Beta	-	-	-
Volatility	16.06	-	-

Futures and Options

Related Futures	-
Related Options	-

5Y












Information about previous performance does not guarantee future performance.
Source: FactSet

Price data

Ø price 5 days Ø volume 5 days (pcs.)	93.6855 CHF (0)
Ø price 30 days Ø volume 30 days (pcs.)	92.6539 CHF (0)
Ø price 100 days Ø volume 100 days (pcs.)	94.6197 CHF (0)
Ø price 250 days Ø volume 250 days (pcs.)	- CHF (-)
YTD High date	98.5380 CHF (2024/02/05)
YTD Low date	90.1202 CHF (2024/02/29)
52 Weeks High date	- CHF (-)
52 Weeks Low date	- CHF (-)

Recent Research

on underlying	on sector	on market	
Date		Headline	Download
2024/04/26		Global Equity Ratings	
2024/04/03		Global Equity Ratings	
2024/03/13		Global Equity Ratings	
2024/02/22		Global Equity Ratings	
2024/02/14		Global Equity Ratings	