

## CHEVRON CORP. FUTURE (CVXF) - EUX/202407

2024/07/16 18:50:07

Price  
**157.4304** USDDifference  -1.04% (-1.65)

## General attributes

Symbol	CVXFN24
Exchange	Eurex
Currency	USD
Security type	Future
Underlying	CHEVRON CORPORATION
Maturity	07-2024
Contract size	100

## Market data

Bid (Bid size)	- USD (-)
Ask (Ask size)	- USD (-)
Open	157.4304 USD
High	157.4304 USD
Low	157.4304 USD
Close (prev. day)	159.0791 USD
Underlying	CHEVRON CORPORATION
Underlying price (date)	157.77 (24/07/16)
Settlement price (date)	157.43 (24/07/16)
Open Interest	0

## Performance and Risk

	6m	1Y	3Y
Perf (%)	+8.20%	+0.21%	-
Perf (abs.)	+11.93	+0.32	-
Beta	-	-	-
Volatility	16.88	20.25	-

## Futures and Options

Related Futures	-
Related Options	-










Information about previous performance does not guarantee future performance.  
Source: FactSet

## Price data

Ø price 5 days   Ø volume 5 days (pcs.)	156.5188 USD (0)
Ø price 30 days   Ø volume 30 days (pcs.)	156.3561 USD (0)
Ø price 100 days   Ø volume 100 days (pcs.)	158.2482 USD (0)
Ø price 250 days   Ø volume 250 days (pcs.)	157.3275 USD (0)
YTD High   date	166.4378 USD (2024/04/29)
YTD Low   date	141.9610 USD (2024/01/19)
52 Weeks High   date	174.4793 USD (2023/09/28)
52 Weeks Low   date	141.6879 USD (2023/11/16)

## Recent Research

on underlying	on sector	on market	
Date		Headline	Download
2024/07/12		Global Equity Ratings	
2024/06/21		Global Equity Ratings	
2024/06/14		Global Equity Ratings	
2024/05/29		Global Equity Ratings	
2024/04/26		Global Equity Ratings	