

TELENOR ASA FUTURE (TEQF) - EUX/202407

2024/06/24 18:55:18

Price
10.8325 EURDifference  -1.15% (-0.13)

General attributes

Symbol	TEQFN24
Exchange	Eurex
Currency	EUR
Security type	Future
Underlying	TELENOR ASA
Maturity	07-2024
Contract size	100

Market data

Bid (Bid size)	- EUR (-)
Ask (Ask size)	- EUR (-)
Open	10.8325 EUR
High	10.8325 EUR
Low	10.8325 EUR
Close (prev. day)	10.9581 EUR
Underlying	TELENOR ASA
Underlying price (date)	122.60 (24/06/25)
Settlement price (date)	10.83 (24/06/24)
Open Interest	0

Performance and Risk

	6m	1Y	3Y
Perf (%)	+7.10%	+24.37%	-
Perf (abs.)	+0.72	+2.12	-
Beta	-	-	-
Volatility	16.35	19.90	-

Futures and Options

Related Futures	-
Related Options	-












Information about previous performance does not guarantee future performance.
Source: FactSet

Price data

Ø price 5 days Ø volume 5 days (pcs.)	10.8791 EUR (0)
Ø price 30 days Ø volume 30 days (pcs.)	10.9286 EUR (0)
Ø price 100 days Ø volume 100 days (pcs.)	10.3252 EUR (0)
Ø price 250 days Ø volume 250 days (pcs.)	9.8906 EUR (0)
YTD High date	11.1077 EUR (2024/06/03)
YTD Low date	9.5063 EUR (2024/03/12)
52 Weeks High date	11.1077 EUR (2024/06/03)
52 Weeks Low date	8.5960 EUR (2023/07/18)

Recent Research

on sector			
Date		Headline	Download
2024/06/21		Global Equity Ratings	
2024/06/14		Global Equity Ratings	
2024/05/29		Global Equity Ratings	
2024/04/26		Global Equity Ratings	
2024/04/03		Global Equity Ratings	