

## TELENOR ASA FUTURE (TEQF) - EUX/202407

2024/06/14 18:39:34

Price  
**10.8203** EURDifference  -0.40% (-0.04)

## General attributes

Symbol	TEQFN24
Exchange	Eurex
Currency	EUR
Security type	Future
Underlying	TELENOR ASA
Maturity	07-2024
Contract size	100

## Market data

Bid (Bid size)	- EUR (-)
Ask (Ask size)	- EUR (-)
Open	10.8203 EUR
High	10.8203 EUR
Low	10.8203 EUR
Close (prev. day)	10.8643 EUR
Underlying	TELENOR ASA
Underlying price (date)	123.70 (24/06/14)
Settlement price (date)	10.82 (24/06/14)
Open Interest	0

## Performance and Risk

	6m	1Y	3Y
Perf (%)	+5.48%	-	-
Perf (abs.)	+0.56	-	-
Beta	-	-	-
Volatility	16.79	-	-

## Futures and Options

Related Futures	-
Related Options	-












Information about previous performance does not guarantee future performance.  
Source: FactSet

## Price data

Ø price 5 days   Ø volume 5 days (pcs.)	10.8324 EUR (0)
Ø price 30 days   Ø volume 30 days (pcs.)	10.9189 EUR (0)
Ø price 100 days   Ø volume 100 days (pcs.)	10.2862 EUR (0)
Ø price 250 days   Ø volume 250 days (pcs.)	9.8404 EUR (0)
YTD High   date	11.1077 EUR (2024/06/03)
YTD Low   date	9.5063 EUR (2024/03/12)
52 Weeks High   date	- EUR (-)
52 Weeks Low   date	- EUR (-)

## Recent Research

on sector			
Date		Headline	Download
2024/06/14		Global Equity Ratings	
2024/05/29		Global Equity Ratings	
2024/04/26		Global Equity Ratings	
2024/04/03		Global Equity Ratings	
2024/03/13		Global Equity Ratings	