

TELENOR ASA FUTURE (TEQF) - EUX/202407

2024/04/26 18:32:07

Price
10.5209 EURDifference  0.62% (0.07)

General attributes

Symbol	TEQFN24
Exchange	Eurex
Currency	EUR
Security type	Future
Underlying	TELENOR ASA
Maturity	07-2024
Contract size	100

Market data

Bid (Bid size)	- EUR (-)
Ask (Ask size)	- EUR (-)
Open	10.5209 EUR
High	10.5209 EUR
Low	10.5209 EUR
Close (prev. day)	10.4557 EUR
Underlying	TELENOR ASA
Underlying price (date)	127.15 (24/04/26)
Settlement price (date)	10.52 (24/04/26)
Open Interest	0

Performance and Risk

	6m	1Y	3Y
Perf (%)	+10.83%	-	-
Perf (abs.)	+1.03	-	-
Beta	-	-	-
Volatility	17.78	-	-

Futures and Options

Related Futures	-
Related Options	-

5Y











Information about previous performance does not guarantee future performance.
Source: FactSet

Price data

Ø price 5 days Ø volume 5 days (pcs.)	10.4937 EUR (0)
Ø price 30 days Ø volume 30 days (pcs.)	10.1019 EUR (0)
Ø price 100 days Ø volume 100 days (pcs.)	10.0767 EUR (0)
Ø price 250 days Ø volume 250 days (pcs.)	- EUR (-)
YTD High date	10.6840 EUR (2024/01/16)
YTD Low date	9.5063 EUR (2024/03/12)
52 Weeks High date	- EUR (-)
52 Weeks Low date	- EUR (-)

Recent Research

on sector			
Date		Headline	Download
2024/04/26		Global Equity Ratings	
2024/04/03		Global Equity Ratings	
2024/03/13		Global Equity Ratings	
2024/02/22		Global Equity Ratings	
2024/02/14		Global Equity Ratings	