

MCDONALD'S CORP. FUTURE (MCDF) - EUX/202407

2024/07/16 18:50:42

Price
254.7961 USD

Difference  -0.27% (-0.69)

General attributes

Symbol	MCDFN24
Exchange	Eurex
Currency	USD
Security type	Future
Underlying	MCDONALD'S CORPORATION COM
Maturity	07-2024
Contract size	100

Market data

Bid (Bid size)	- USD (-)
Ask (Ask size)	- USD (-)
Open	254.7961 USD
High	254.7961 USD
Low	254.7961 USD
Close (prev. day)	255.4825 USD
Underlying	MCDONALD'S CORPORATION COM
Underlying price (date)	260.8963 (24/07/17)
Settlement price (date)	254.80 (24/07/16)
Open Interest	0

Performance and Risk

	6m	1Y	3Y
Perf (%)	-14.39%	-16.72%	-
Perf (abs.)	-42.84	-51.16	-
Beta	-	-	-
Volatility	17.61	16.29	-

Futures and Options

Related Futures	-
Related Options	-








5Y

Information about previous performance does not guarantee future performance.
Source: FactSet

Price data

Ø price 5 days Ø volume 5 days (pcs.)	253.5785 USD (0)
Ø price 30 days Ø volume 30 days (pcs.)	254.6023 USD (0)
Ø price 100 days Ø volume 100 days (pcs.)	270.6180 USD (0)
Ø price 250 days Ø volume 250 days (pcs.)	280.6217 USD (0)
YTD High date	305.7801 USD (2024/01/24)
YTD Low date	244.3828 USD (2024/07/09)
52 Weeks High date	307.8941 USD (2023/07/27)
52 Weeks Low date	244.3828 USD (2024/07/09)

Recent Research

on underlying	on sector	on market	
Date		Headline	Download
2024/07/12		Global Equity Ratings	
2024/06/21		Global Equity Ratings	
2024/06/14		Global Equity Ratings	
2024/05/29		Global Equity Ratings	
2024/04/26		Global Equity Ratings	