

# MCDONALD'S CORP. FUTURE (MCDF) - EUX/202407

2024/05/24 18:42:04

**Price**  
**259.4213** USD

**Difference**  **-1.00% (-2.63)**

### General attributes

|               |                            |
|---------------|----------------------------|
| Symbol        | MCDFN24                    |
| Exchange      | Eurex                      |
| Currency      | USD                        |
| Security type | Future                     |
| Underlying    | MCDONALD'S CORPORATION COM |
| Maturity      | 07-2024                    |
| Contract size | 100                        |

### Market data

|                         |                            |
|-------------------------|----------------------------|
| Bid (Bid size)          | - USD (-)                  |
| Ask (Ask size)          | - USD (-)                  |
| Open                    | 259.4213 USD               |
| High                    | 259.4213 USD               |
| Low                     | 259.4213 USD               |
| Close (prev. day)       | 262.0495 USD               |
| Underlying              | MCDONALD'S CORPORATION COM |
| Underlying price (date) | 258.11 (24/05/24)          |
| Settlement price (date) | 259.42 (24/05/24)          |
| Open Interest           | 0                          |

### Performance and Risk

|             | 6m     | 1Y | 3Y |
|-------------|--------|----|----|
| Perf (%)    | -9.84% | -  | -  |
| Perf (abs.) | -28.30 | -  | -  |
| Beta        | -      | -  | -  |
| Volatility  | 16.45  | -  | -  |

### Futures and Options

|                 |   |
|-----------------|---|
| Related Futures | - |
| Related Options | - |









Information about previous performance does not guarantee future performance.  
Source: FactSet

### Price data

|   |                           |
|---|---------------------------|
| Ø price 5 days   Ø volume 5 days (pcs.)     | 265.2747 USD (0)          |
| Ø price 30 days   Ø volume 30 days (pcs.)   | 271.8494 USD (0)          |
| Ø price 100 days   Ø volume 100 days (pcs.) | 286.0951 USD (0)          |
| Ø price 250 days   Ø volume 250 days (pcs.) | - USD (-)                 |
| YTD High   date                             | 305.7801 USD (2024/01/24) |
| YTD Low   date                              | 259.4213 USD (2024/05/24) |
| 52 Weeks High   date                        | - USD (-)                 |
| 52 Weeks Low   date                         | - USD (-)                 |

### Recent Research

| on underlying | on sector   | on market             |   |
|---------------|---|-----------------------|---|
| Date          |   | Headline              | Download  |
| 2024/04/26    |  | Global Equity Ratings |  |
| 2024/04/03    |  | Global Equity Ratings |  |
| 2024/03/13    |  | Global Equity Ratings |  |
| 2024/02/22    |  | Global Equity Ratings |  |
| 2024/02/14    |  | Global Equity Ratings |  |