


# GOLDMAN SACHS GROUP INC. FUTURE (GOSF) - EUX/202407

2024/07/18 18:34:01

**Price**  
**494.308** USD

**Difference**  **-2.67% (-13.54)**

**General attributes**

Symbol: GOSFN24  
 Exchange: Eurex  
 Currency: USD  
 Security type: Future  
 Underlying: GOLDMAN SACHS GROUP INC  
 Maturity: 07-2024  
 Contract size: 100

**Market data**

Bid (Bid size): - USD (-)  
 Ask (Ask size): - USD (-)  
 Open: 494.308 USD  
 High: 494.308 USD  
 Low: 494.308 USD  
 Close (prev. day): 507.8476 USD  
 Underlying: GOLDMAN SACHS GROUP INC  
 Underlying price (date): 486.21 (24/07/18)  
 Settlement price (date): 494.31 (24/07/18)  
 Open Interest: 0

**Performance and Risk**

	6m	1Y	3Y
Perf (%)	+29.95%	+43.07%	-
Perf (abs.)	+113.93	+148.82	-
Beta	-	-	-
Volatility	21.72	22.35	-

**Futures and Options**

Related Futures: -  
 Related Options: -









Information about previous performance does not guarantee future performance.  
 Source: FactSet

**Price data**

Ø price 5 days   Ø volume 5 days (pcs.)	494.585 USD (0)
Ø price 30 days   Ø volume 30 days (pcs.)	465.348 USD (0)
Ø price 100 days   Ø volume 100 days (pcs.)	437.658 USD (0)
Ø price 250 days   Ø volume 250 days (pcs.)	387.109 USD (0)
YTD High   date	507.848 USD (2024/07/17)
YTD Low   date	380.375 USD (2024/01/18)
52 Weeks High   date	507.848 USD (2024/07/17)
52 Weeks Low   date	299.101 USD (2023/10/27)

**Recent Research**

on sector		on market	
Date		Headline	Download
2024/07/18		Akciové trhy - denní zpráva	
2024/07/17		Akciové trhy - denní zpráva	
2024/07/16		Akciové trhy - denní zpráva	
2024/07/15		Akciové trhy - denní zpráva	
2024/07/12		Global Equity Ratings	