

LILLY & CO., ELI FUTURE (LLYF) - EUX/202407

2024/06/21 19:17:24

Price
888.7196 USDDifference  -2.06% (-18.68)

General attributes

Symbol	LLYFN24
Exchange	Eurex
Currency	USD
Security type	Future
Underlying	ELI LILLY AND COMPANY
Maturity	07-2024
Contract size	100

Market data

Bid (Bid size)	- USD (-)
Ask (Ask size)	- USD (-)
Open	888.7196 USD
High	888.7196 USD
Low	888.7196 USD
Close (prev. day)	907.3946 USD
Underlying	ELI LILLY AND COMPANY
Underlying price (date)	883.88 (24/06/21)
Settlement price (date)	888.72 (24/06/21)
Open Interest	0

Performance and Risk

	6m	1Y	3Y
Perf (%)	+51.68%	+86.11%	-
Perf (abs.)	+302.82	+411.19	-
Beta	-	-	-
Volatility	27.94	30.89	-

Futures and Options

Related Futures	-
Related Options	-












Information about previous performance does not guarantee future performance.
Source: FactSet

Price data

Ø price 5 days Ø volume 5 days (pcs.)	895.5613 USD (0)
Ø price 30 days Ø volume 30 days (pcs.)	835.4061 USD (0)
Ø price 100 days Ø volume 100 days (pcs.)	787.0652 USD (0)
Ø price 250 days Ø volume 250 days (pcs.)	662.8691 USD (0)
YTD High date	907.3946 USD (2024/06/20)
YTD Low date	600.3354 USD (2024/01/02)
52 Weeks High date	907.3946 USD (2024/06/20)
52 Weeks Low date	456.5922 USD (2023/07/13)

Recent Research

on underlying	on sector	on market	
Date		Headline	Download
2024/06/21		Global Equity Ratings	
2024/06/14		Global Equity Ratings	
2024/05/29		Global Equity Ratings	
2024/04/26		Global Equity Ratings	
2024/04/03		Global Equity Ratings	