

OUTOKUMPU OY FUTURE (OUTF) - EUX/202407

2024/07/10 18:34:38

Price
3.3844 EUR

Difference  0.47% (0.02)

General attributes

Symbol	OUTFN24
Exchange	Eurex
Currency	EUR
Security type	Future
Underlying	OUTOKUMPU OYJ
Maturity	07-2024
Contract size	100

Market data

Bid (Bid size)	- EUR (-)
Ask (Ask size)	- EUR (-)
Open	3.3844 EUR
High	3.3844 EUR
Low	3.3844 EUR
Close (prev. day)	3.3687 EUR
Underlying	OUTOKUMPU OYJ
Underlying price (date)	3.42 (24/07/11)
Settlement price (date)	3.38 (24/07/10)
Open Interest	0

Performance and Risk

	6m	1Y	3Y
Perf (%)	-14.62%	-30.06%	-
Perf (abs.)	-0.58	-1.45	-
Beta	-	-	-
Volatility	23.91	26.66	-

Futures and Options

Related Futures	-
Related Options	-

5Y












Information about previous performance does not guarantee future performance.
Source: FactSet

Price data

Ø price 5 days Ø volume 5 days (pcs.)	3.4309 EUR (0)
Ø price 30 days Ø volume 30 days (pcs.)	3.5394 EUR (0)
Ø price 100 days Ø volume 100 days (pcs.)	3.7350 EUR (0)
Ø price 250 days Ø volume 250 days (pcs.)	3.9529 EUR (0)
YTD High date	4.2345 EUR (2024/01/02)
YTD Low date	3.3351 EUR (2024/06/27)
52 Weeks High date	5.0023 EUR (2023/07/13)
52 Weeks Low date	3.3351 EUR (2024/06/27)

Recent Research

on sector		on market	
Date		Headline	Download
2024/06/21		Global Equity Ratings	
2024/06/14		Global Equity Ratings	
2024/05/29		Global Equity Ratings	
2024/04/26		Global Equity Ratings	
2024/04/03		Global Equity Ratings	