

WALMART INC. FUTURE (WMTF) - EUX/202407

2024/07/12 18:59:40

Price
69.948 USDDifference  0.38% (0.26)

General attributes

Symbol	WMTFN24
Exchange	Eurex
Currency	USD
Security type	Future
Underlying	WALMART INC.
Maturity	07-2024
Contract size	100

Market data

Bid (Bid size)	- USD (-)
Ask (Ask size)	- USD (-)
Open	69.948 USD
High	69.948 USD
Low	69.948 USD
Close (prev. day)	69.6861 USD
Underlying	WALMART INC.
Underlying price (date)	69.24 (24/07/12)
Settlement price (date)	69.95 (24/07/12)
Open Interest	0

Performance and Risk

	6m	1Y	3Y
Perf (%)	-57.36%	-56.91%	-
Perf (abs.)	-94.10	-92.40	-
Beta	-	-	-
Volatility	155.88	110.11	-

Futures and Options

Related Futures	-
Related Options	-











Information about previous performance does not guarantee future performance.
Source: FactSet

Price data

Ø price 5 days Ø volume 5 days (pcs.)	69.866 USD (0)
Ø price 30 days Ø volume 30 days (pcs.)	67.990 USD (0)
Ø price 100 days Ø volume 100 days (pcs.)	67.005 USD (0)
Ø price 250 days Ø volume 250 days (pcs.)	126.229 USD (0)
YTD High date	179.095 USD (2024/02/20)
YTD Low date	59.184 USD (2024/04/23)
52 Weeks High date	179.095 USD (2024/02/20)
52 Weeks Low date	59.184 USD (2024/04/23)

Recent Research

on underlying	on sector	on market	
Date		Headline	Download
2024/07/12		Global Equity Ratings	
2024/06/21		Global Equity Ratings	
2024/06/14		Global Equity Ratings	
2024/05/29		Global Equity Ratings	
2024/04/26		Global Equity Ratings	