

## ADIDAS AG FUTURE (ADSG) - EUX/202407

2024/07/11 19:04:03

Price  
225.9999 EURDifference  2.02% (4.48)

## General attributes

Symbol	ADSGN24
Exchange	Eurex
Currency	EUR
Security type	Future
Underlying	ADIDAS AG
Maturity	07-2024
Contract size	100

## Market data

Bid (Bid size)	- EUR (-)
Ask (Ask size)	- EUR (-)
Open	225.9999 EUR
High	225.9999 EUR
Low	225.9999 EUR
Close (prev. day)	221.5204 EUR
Underlying	ADIDAS AG
Underlying price (date)	225.80 (24/07/11)
Settlement price (date)	226.00 (24/07/11)
Open Interest	0

## Performance and Risk

	6m	1Y	3Y
Perf (%)	+24.95%	+26.81%	-
Perf (abs.)	+45.13	+47.78	-
Beta	-	-	-
Volatility	26.58	27.56	-

## Futures and Options

Related Futures	-
Related Options	-











Information about previous performance does not guarantee future performance.  
Source: FactSet

## Price data

Ø price 5 days   Ø volume 5 days (pcs.)	220.7134 EUR (0)
Ø price 30 days   Ø volume 30 days (pcs.)	223.9942 EUR (0)
Ø price 100 days   Ø volume 100 days (pcs.)	214.9897 EUR (0)
Ø price 250 days   Ø volume 250 days (pcs.)	194.9067 EUR (0)
YTD High   date	234.0109 EUR (2024/06/03)
YTD Low   date	167.5000 EUR (2024/01/19)
52 Weeks High   date	234.0109 EUR (2024/06/03)
52 Weeks Low   date	37.8943 EUR (2023/12/14)

## Recent Research

on underlying	on sector	on market	
Date		Headline	Download
2024/06/21		Global Equity Ratings	
2024/06/14		Global Equity Ratings	
2024/05/29		Global Equity Ratings	
2024/04/26		Global Equity Ratings	
2024/04/03		Global Equity Ratings	