

UCB S.A. FUTURE (UNCF) - EUX/202407

2024/05/21 18:44:27

Price
129.2043 EURDifference  1.33% (1.69)

General attributes

Symbol	UNCFN24
Exchange	Eurex
Currency	EUR
Security type	Future
Underlying	UCB S.A.
Maturity	07-2024
Contract size	100

Market data

Bid (Bid size)	- EUR (-)
Ask (Ask size)	- EUR (-)
Open	129.2043 EUR
High	129.2043 EUR
Low	129.2043 EUR
Close (prev. day)	127.5094 EUR
Underlying	UCB S.A.
Underlying price (date)	128.40 (24/05/21)
Settlement price (date)	129.20 (24/05/21)
Open Interest	0

Performance and Risk

	6m	1Y	3Y
Perf (%)	+84.94%	-	-
Perf (abs.)	+58.56	-	-
Beta	-	-	-
Volatility	26.92	-	-

Futures and Options

Related Futures	-
Related Options	-












Information about previous performance does not guarantee future performance.
Source: FactSet

Price data

Ø price 5 days Ø volume 5 days (pcs.)	123.9752 EUR (0)
Ø price 30 days Ø volume 30 days (pcs.)	121.3919 EUR (0)
Ø price 100 days Ø volume 100 days (pcs.)	103.7097 EUR (0)
Ø price 250 days Ø volume 250 days (pcs.)	- EUR (-)
YTD High date	127.5094 EUR (2024/05/20)
YTD Low date	79.6896 EUR (2024/01/02)
52 Weeks High date	- EUR (-)
52 Weeks Low date	- EUR (-)

Recent Research

on sector		on market	
Date		Headline	Download
2024/04/26		Global Equity Ratings	
2024/04/03		Global Equity Ratings	
2024/03/13		Global Equity Ratings	
2024/02/22		Global Equity Ratings	
2024/02/14		Global Equity Ratings	