

UNILEVER PLC FUTURE (UNIH) - EUX/202407

2024/05/10 18:30:06

Price
49.7453 EUR

Difference  0.60% (0.30)

General attributes

Symbol	UNIH24
Exchange	Eurex
Currency	EUR
Security type	Future
Underlying	UNILEVER PLC
Maturity	07-2024
Contract size	100

Market data

Bid (Bid size)	- EUR (-)
Ask (Ask size)	- EUR (-)
Open	49.7453 EUR
High	49.7453 EUR
Low	49.7453 EUR
Close (prev. day)	49.4478 EUR
Underlying	UNILEVER PLC
Underlying price (date)	4,315.00 (24/05/13)
Settlement price (date)	49.75 (24/05/10)
Open Interest	0

Performance and Risk

	6m	1Y	3Y
Perf (%)	+10.11%	-	-
Perf (abs.)	+4.57	-	-
Beta	-	-	-
Volatility	15.69	-	-

Futures and Options

Related Futures	-
Related Options	-











Information about previous performance does not guarantee future performance.
Source: FactSet

Price data

Ø price 5 days Ø volume 5 days (pcs.)	49.1287 EUR (0)
Ø price 30 days Ø volume 30 days (pcs.)	46.3254 EUR (0)
Ø price 100 days Ø volume 100 days (pcs.)	45.6024 EUR (0)
Ø price 250 days Ø volume 250 days (pcs.)	- EUR (-)
YTD High date	49.7453 EUR (2024/05/10)
YTD Low date	43.1698 EUR (2024/01/22)
52 Weeks High date	- EUR (-)
52 Weeks Low date	- EUR (-)

Recent Research

on underlying		on sector	
Date		Headline	Download
2024/04/26		Global Equity Ratings	
2024/04/03		Global Equity Ratings	
2024/03/13		Global Equity Ratings	
2024/02/22		Global Equity Ratings	
2024/02/14		Global Equity Ratings	