


# SWISS MARKET INDEX (SMI) FUTURE (FSMI) - EUX/202606

2024/09/16 17:55:53

**Price**  
**11,674.00** CHF

**Difference**  **-0.26% (-30.00)**

**General attributes**

Symbol FSMIM26  
 Exchange Eurex  
 Currency CHF  
 Security type Future  
 Underlying SWISS MARKET INDEX  
 Maturity 06-2026  
 Contract size 1

**Market data**

Bid (Bid size) - CHF (-)  
 Ask (Ask size) - CHF (-)  
 Open 11,674.00 CHF  
 High 11,674.00 CHF  
 Low 11,674.00 CHF  
 Close (prev. day) 11,704.00 CHF  
 Underlying SWISS MARKET INDEX  
 Underlying price (date) 12,005.47 (24/09/16)  
 Settlement price (date) 11,674.00 (24/09/16)  
 Open Interest 0

**Performance and Risk**

	6m	1Y	3Y
Perf (%)	+3.18%	+6.74%	-
Perf (abs.)	+360.00	+737.00	-
Beta	-	-	-
Volatility	13.68	12.09	-

**Futures and Options**

Related Futures -  
 Related Options -








Information about previous performance does not guarantee future performance.  
 Source: FactSet

**Price data**

Ø price 5 days   Ø volume 5 days (pcs.)	11,653.60 CHF (0)
Ø price 30 days   Ø volume 30 days (pcs.)	11,790.67 CHF (0)
Ø price 100 days   Ø volume 100 days (pcs.)	11,779.68 CHF (0)
Ø price 250 days   Ø volume 250 days (pcs.)	11,135.02 CHF (0)
YTD High   date	12,146.00 CHF (2024/09/02)
YTD Low   date	10,602.00 CHF (2024/02/09)
52 Weeks High   date	12,146.00 CHF (2024/09/02)
52 Weeks Low   date	9,894.00 CHF (2023/10/27)

**Recent Research**

on market

Date	Headline	Download
2024/09/11	 Global Equity Ratings	
2024/08/12	 Global Equity Ratings	
2024/07/12	 Global Equity Ratings	
2024/07/03	 Global Strategy 3Q 2024	
2024/06/21	 Global Equity Ratings	