

## L'OREAL FUTURE (LORF) - EUX/202407

2024/07/16 18:50:41

Price  
**400.1328** EURDifference  -1.56% (-6.35)

## General attributes

Symbol	LORFN24
Exchange	Eurex
Currency	EUR
Security type	Future
Underlying	L'OREAL S.A.
Maturity	07-2024
Contract size	100

## Market data

Bid (Bid size)	- EUR (-)
Ask (Ask size)	- EUR (-)
Open	400.1328 EUR
High	400.1328 EUR
Low	400.1328 EUR
Close (prev. day)	406.4798 EUR
Underlying	L'OREAL S.A.
Underlying price (date)	401.10 (24/07/17)
Settlement price (date)	400.13 (24/07/16)
Open Interest	0

## Performance and Risk

	6m	1Y	3Y
Perf (%)	-6.36%	-7.57%	-
Perf (abs.)	-27.18	-32.77	-
Beta	-	-	-
Volatility	21.26	19.93	-

## Futures and Options

Related Futures	-
Related Options	-












Information about previous performance does not guarantee future performance.  
Source: FactSet

## Price data

Ø price 5 days   Ø volume 5 days (pcs.)	405.8386 EUR (0)
Ø price 30 days   Ø volume 30 days (pcs.)	429.4738 EUR (0)
Ø price 100 days   Ø volume 100 days (pcs.)	437.5591 EUR (0)
Ø price 250 days   Ø volume 250 days (pcs.)	429.6604 EUR (0)
YTD High   date	460.1191 EUR (2024/05/14)
YTD Low   date	400.1328 EUR (2024/07/16)
52 Weeks High   date	460.1191 EUR (2024/05/14)
52 Weeks Low   date	386.3012 EUR (2023/10/20)

## Recent Research

on underlying	on sector	on market	
Date		Headline	Download
2024/07/12		Global Equity Ratings	
2024/06/21		Global Equity Ratings	
2024/06/14		Global Equity Ratings	
2024/05/29		Global Equity Ratings	
2024/04/26		Global Equity Ratings	