

# STELLANTIS NV (FRÜH.FIAT CHR.) FUTURE (FIAK) - EUX/202407

2024/06/28 18:40:46

Price  
**18.5108** EUR

Difference  -0.41% (-0.08)

### General attributes

Symbol	FIAKN24
Exchange	Eurex
Currency	EUR
Security type	Future
Underlying	STELLANTIS N.V.
Maturity	07-2024
Contract size	1,000

### Market data

Bid (Bid size)	- EUR (-)
Ask (Ask size)	- EUR (-)
Open	18.5108 EUR
High	18.5108 EUR
Low	18.5108 EUR
Close (prev. day)	18.587 EUR
Underlying	STELLANTIS N.V.
Underlying price (date)	18.47 (24/06/28)
Settlement price (date)	18.51 (24/06/28)
Open Interest	3,300

### Performance and Risk

	6m	1Y	3Y
Perf (%)	-8.40%	+22.82%	-
Perf (abs.)	-1.70	+3.44	-
Beta	-	-	-
Volatility	30.09	27.81	-

### Futures and Options

Related Futures	-
Related Options	-

5Y












Information about previous performance does not guarantee future performance.  
Source: FactSet

### Price data

Ø price 5 days   Ø volume 5 days (pcs.)	19.0687 EUR (0)
Ø price 30 days   Ø volume 30 days (pcs.)	19.9170 EUR (110)
Ø price 100 days   Ø volume 100 days (pcs.)	22.1366 EUR (33)
Ø price 250 days   Ø volume 250 days (pcs.)	19.5667 EUR (13)
YTD High   date	26.0663 EUR (2024/03/25)
YTD Low   date	18.4213 EUR (2024/01/25)
52 Weeks High   date	26.0663 EUR (2024/03/25)
52 Weeks Low   date	15.4798 EUR (2023/07/06)

### Recent Research

on underlying	on sector	on market	
Date		Headline	Download
2023/06/06		Global Equity Ratings	
2023/06/01		Global Equity Ratings	
2023/05/24		Global Equity Ratings	
2023/05/03		Global Equity Ratings	
2023/04/25		Global Equity Ratings	