

FERRARI N.V. FUTURE (RACF) - EUX/202407

2024/06/28 18:41:02

Price
381.5403 EUR

Difference  -0.72% (-2.75)

General attributes

| | |
|---------------|--------------|
| Symbol | RACFN24 |
| Exchange | Eurex |
| Currency | EUR |
| Security type | Future |
| Underlying | FERRARI N.V. |
| Maturity | 07-2024 |
| Contract size | 1,000 |

Market data

| | |
|-------------------------|-------------------|
| Bid (Bid size) | - EUR (-) |
| Ask (Ask size) | - EUR (-) |
| Open | 381.5403 EUR |
| High | 381.5403 EUR |
| Low | 381.5403 EUR |
| Close (prev. day) | 384.2887 EUR |
| Underlying | FERRARI N.V. |
| Underlying price (date) | 380.70 (24/06/28) |
| Settlement price (date) | 381.54 (24/06/28) |
| Open Interest | 15 |

Performance and Risk

| | 6m | 1Y | 3Y |
|-------------|---------|---------|----|
| Perf (%) | +23.37% | +26.13% | - |
| Perf (abs.) | +72.26 | +79.05 | - |
| Beta | - | - | - |
| Volatility | 24.43 | 22.49 | - |

Futures and Options

| | |
|-----------------|---|
| Related Futures | - |
| Related Options | - |

5Y












Information about previous performance does not guarantee future performance.
Source: FactSet

Price data

| | |
|---|---------------------------|
| Ø price 5 days Ø volume 5 days (pcs.) | 389.6449 EUR (0) |
| Ø price 30 days Ø volume 30 days (pcs.) | 385.9439 EUR (1) |
| Ø price 100 days Ø volume 100 days (pcs.) | 387.3140 EUR (0) |
| Ø price 250 days Ø volume 250 days (pcs.) | 340.3296 EUR (0) |
| YTD High date | 409.2142 EUR (2024/03/27) |
| YTD Low date | 309.8601 EUR (2024/01/23) |
| 52 Weeks High date | 409.2142 EUR (2024/03/27) |
| 52 Weeks Low date | 12.2409 EUR (2023/12/14) |

Recent Research

| on sector | | on market | |
|------------|---|-----------------------|---|
| Date | | Headline | Download |
| 2024/06/24 |  | Pilulka Léčárny |  |
| 2024/06/21 |  | Global Equity Ratings |  |
| 2024/06/14 |  | Global Equity Ratings |  |
| 2024/05/29 |  | Global Equity Ratings |  |
| 2024/04/26 |  | Global Equity Ratings |  |