











## BOXLIGHT CORP. CLASS A

ISIN: US1031972086 WKN: 103197208

## Overview

2023/06/16 08:00:11				5Y
<b>Price</b>	2.025 EUR	3.00		
<b>Difference</b>	0.00% (0.00)	2.75		
<b>General attributes</b>				
ISIN	US1031972086	2.50		
Symbol	BOXL	2.25		
Exchange	Frankfurt	2.00		
Currency	EUR	1.75		
Sector	Software	1.50		
Security type	Stock	1.25		
Market cap (m)	6 EUR			
Benchmark	S&P 500			
<b>Market data</b>				
Bid (Bid size)	-			
Ask (Ask size)	-			
Open	2.025 EUR			
High	2.025 EUR			
Low	2.025 EUR			
Close (prev. day)	2.025 EUR			
VWAP	-			
Volume (pcs)	0			
Trading volume	0.00			
Number of trades	1			
Last size	0			
<b>Futures and Options</b>				
Related Futures	-			
Related Options	-			
Information about previous performance does not guarantee future performance. Source: FactSet				
<b>Recent research</b>				
on sector		on market		
Date	Headline	Download		
2024/07/17	 Akciové trhy - denní zpráva			
2024/07/16	 Akciové trhy - denní zpráva			
2024/07/15	 Akciové trhy - denní zpráva			
2024/07/12	 Global Equity Ratings			
2024/07/12	 Akciové trhy - denní zpráva			

## Details

2023/06/16 08:00:11

## Price

2.025 EUR

Difference ➔ 0.00% (0.00)

## General attributes

ISIN	US1031972086
Symbol	BOXL
Exchange	Frankfurt
Currency	EUR
Sector	Software
Security type	Stock
Market cap (m)	6 EUR
Benchmark	S&P 500


## Market data

Bid (Bid size)	-
Ask (Ask size)	-
Open	2.025 EUR
High	2.025 EUR
Low	2.025 EUR
Close (prev. day)	2.025 EUR
VWAP	-
Volume (pcs)	0
Trading volume	0.00
Number of trades	1
Last size	0

## Performance and Risk

	6m	1Y	3Y
Perf (%)	-	-	-
Perf (abs.)	-	-	-
Beta	1.37	1.35	1.11
Volatility	-	-	-

5Y



Information about previous performance does not guarantee future performance.  
Source: FactSet

## Price data

Ø price 5 days   Ø volume 5 days (pcs.)	- EUR (0)
Ø price 30 days   Ø volume 30 days (pcs.)	- EUR (0)
Ø price 100 days   Ø volume 100 days (pcs.)	- EUR (0)
Ø price 250 days   Ø volume 250 days (pcs.)	- EUR (0)
YTD High   date	2.025 EUR (2023/06/16)
YTD Low   date	2.025 EUR (2023/06/16)
52 Weeks High   date	2.025 EUR (2023/06/16)
52 Weeks Low   date	2.025 EUR (2023/06/16)

## Arbitrage views

Exchange	Date	Time	Price	Trading volume (mio.)	Number of trades
Nasdaq	2024/07/17	22:30	0.683 USD	0.01	129
Frankfurt	2023/06/16	08:00	2.025 EUR	0.00	1
Berlin	2024/07/17	10:10	0.476 EUR	0.00	2

## Company profile

### Company Logo



### Company Profile

-

### Contact Details

BOXLIGHT

--

----

Telefon: -

Fax: -

E-mail: -