

60 DEGREES PHARMACEUTICALS INC COM USD0.0001

ISIN: **US83006G1040** WKN: **83006G104**

Overview

2024/04/26 22:30:00

5Y

Price
0.2376 USDDifference  1.71% (0.00)

General attributes

ISIN	US83006G1040
Symbol	SXTP
Exchange	Nasdaq
Currency	USD
Sector	-
Security type	Stock
Market cap (m)	3 EUR
Benchmark	S&P 500

Market data

Bid (Bid size)	0.2301 USD (2,000)
Ask (Ask size)	0.249 USD (23,900)
Open	0.242 USD
High	0.242 USD
Low	0.23 USD
Close (prev. day)	0.2336 USD
VWAP	0.233103 USD
Volume (pcs)	94,376
Trading volume	22,004.99
Number of trades	169
Last size	-







Futures and Options

Related Futures	-
Related Options	-



Information about previous performance does not guarantee future performance.
Source: FactSet

Recent research

on market			
Date		Headline	Download
2024/04/26		Global Equity Ratings	
2024/04/03		Global Equity Ratings	
2024/03/26		Global Strategy 2Q 2024	
2024/03/13		Global Equity Ratings	
2024/02/22		Global Equity Ratings	

Details

2024/04/26 22:30:00

Price
0.2376 USDDifference ▲ 1.71% (0.00)

General attributes

ISIN	US83006G1040
Symbol	SXTP
Exchange	Nasdaq
Currency	USD
Sector	-
Security type	Stock
Market cap (m)	3 EUR
Benchmark	S&P 500

Market data

Bid (Bid size)	0.2301 USD (2,000)
Ask (Ask size)	0.249 USD (23,900)
Open	0.242 USD
High	0.242 USD
Low	0.23 USD
Close (prev. day)	0.2336 USD
VWAP	0.233103 USD
Volume (pcs)	94,376
Trading volume	22,004.99
Number of trades	169
Last size	-

Performance and Risk

	6m	1Y	3Y
Perf (%)	-64.05%	-	-
Perf (abs.)	-0.42	-	-
Beta	-0.73	-0.46	-0.21
Volatility	146.30	-	-

5Y



Information about previous performance does not guarantee future performance.
Source: FactSet

Price data

Ø price 5 days Ø volume 5 days (pcs.)	0.2431 USD (112,610)
Ø price 30 days Ø volume 30 days (pcs.)	0.2600 USD (145,322)
Ø price 100 days Ø volume 100 days (pcs.)	0.4976 USD (564,992)
Ø price 250 days Ø volume 250 days (pcs.)	- USD (-)
YTD High date	1.1299 USD (2024/01/08)
YTD Low date	0.2220 USD (2024/03/14)
52 Weeks High date	- USD (-)
52 Weeks Low date	- USD (-)

All listings for 60 DEGREES PHARMACEUTICALS INC COM USD0.0001

Exchange	Date	Time	Price	Trading volume (mio.)	Number of trades
Nasdaq	2024/04/26	22:30	0.2376 USD	0.02	169

Company profile

Company Logo

Company Profile

Contact Details

60 DEGREES PHARMACEUTICALS INC

--

Telefon: -

Fax: -

E-mail: -