

## KONE OYJ FUTURE (KC4L) - EUX/202406

2024/05/20 19:00:45

Price  
**49.5434** EURDifference  -2.02% (-1.02)

## General attributes

Symbol	KC4LM24
Exchange	Eurex
Currency	EUR
Security type	Future
Underlying	KONE OYJ
Maturity	06-2024
Contract size	100

## Market data

Bid (Bid size)	- EUR (-)
Ask (Ask size)	- EUR (-)
Open	49.5434 EUR
High	49.5434 EUR
Low	49.5434 EUR
Close (prev. day)	50.5623 EUR
Underlying	KONE OYJ
Underlying price (date)	48.93 (24/05/21)
Settlement price (date)	49.54 (24/05/20)
Open Interest	7,500

## Performance and Risk

	6m	1Y	3Y
Perf (%)	+20.06%	-	-
Perf (abs.)	+8.28	-	-
Beta	-	-	-
Volatility	22.41	-	-

## Futures and Options

Related Futures	-
Related Options	-










5Y

Information about previous performance does not guarantee future performance.  
Source: FactSet

## Price data

Ø price 5 days   Ø volume 5 days (pcs.)	50.2350 EUR (1,500)
Ø price 30 days   Ø volume 30 days (pcs.)	46.2863 EUR (250)
Ø price 100 days   Ø volume 100 days (pcs.)	44.8770 EUR (116)
Ø price 250 days   Ø volume 250 days (pcs.)	- EUR (-)
YTD High   date	51.3313 EUR (2024/05/16)
YTD Low   date	41.7935 EUR (2024/01/19)
52 Weeks High   date	- EUR (-)
52 Weeks Low   date	- EUR (-)

## Recent Research

on underlying	on sector	on market	
Date		Headline	Download
2023/10/27		Global Equity Ratings	
2023/09/29		Global Equity Ratings	
2023/09/08		Global Equity Ratings	
2023/08/22		Global Equity Ratings	
2023/08/17		Global Equity Ratings	