

KONE OYJ FUTURE (KC4L) - EUX/202406

2024/05/17 19:05:08

Price
50.5623 EURDifference  -1.50% (-0.77)

General attributes

Symbol	KC4LM24
Exchange	Eurex
Currency	EUR
Security type	Future
Underlying	KONE OYJ
Maturity	06-2024
Contract size	100

Market data

Bid (Bid size)	- EUR (-)
Ask (Ask size)	- EUR (-)
Open	50.5623 EUR
High	50.5623 EUR
Low	50.5623 EUR
Close (prev. day)	51.3313 EUR
Underlying	KONE OYJ
Underlying price (date)	50.38 (24/05/17)
Settlement price (date)	50.56 (24/05/17)
Open Interest	7,500

Performance and Risk

	6m	1Y	3Y
Perf (%)	+23.56%	-	-
Perf (abs.)	+9.64	-	-
Beta	-	-	-
Volatility	22.22	-	-

Futures and Options

Related Futures	-
Related Options	-











5Y

Information about previous performance does not guarantee future performance.
Source: FactSet

Price data

Ø price 5 days Ø volume 5 days (pcs.)	50.1501 EUR (1,500)
Ø price 30 days Ø volume 30 days (pcs.)	46.1740 EUR (250)
Ø price 100 days Ø volume 100 days (pcs.)	44.8298 EUR (116)
Ø price 250 days Ø volume 250 days (pcs.)	- EUR (-)
YTD High date	51.3313 EUR (2024/05/16)
YTD Low date	41.7935 EUR (2024/01/19)
52 Weeks High date	- EUR (-)
52 Weeks Low date	- EUR (-)

Recent Research

on underlying	on sector	on market		
Date			Headline	Download
2023/10/27			Global Equity Ratings	
2023/09/29			Global Equity Ratings	
2023/09/08			Global Equity Ratings	
2023/08/22			Global Equity Ratings	
2023/08/17			Global Equity Ratings	