

# ELISA OYJ FUTURE (EIAG) - EUX/202406

2024/06/14 18:38:46

Price  
**42.6483** EUR

Difference  0.08% (0.03)

### General attributes

Symbol	EIAGM24
Exchange	Eurex
Currency	EUR
Security type	Future
Underlying	ELISA OYJ CLASS A
Maturity	06-2024
Contract size	100

### Market data

Bid (Bid size)	- EUR (-)
Ask (Ask size)	- EUR (-)
Open	42.6483 EUR
High	42.6483 EUR
Low	42.6483 EUR
Close (prev. day)	42.6142 EUR
Underlying	ELISA OYJ CLASS A
Underlying price (date)	42.62 (24/06/14)
Settlement price (date)	42.65 (24/06/14)
Open Interest	318

### Performance and Risk

	6m	1Y	3Y
Perf (%)	+8.13%	-15.40%	-
Perf (abs.)	+3.21	-7.76	-
Beta	-	-	-
Volatility	19.27	18.75	-

### Futures and Options

Related Futures	-
Related Options	-

5Y












Information about previous performance does not guarantee future performance.  
Source: FactSet

### Price data

Ø price 5 days   Ø volume 5 days (pcs.)	42.9071 EUR (64)
Ø price 30 days   Ø volume 30 days (pcs.)	42.5199 EUR (11)
Ø price 100 days   Ø volume 100 days (pcs.)	42.0676 EUR (366)
Ø price 250 days   Ø volume 250 days (pcs.)	42.8519 EUR (147)
YTD High   date	44.5225 EUR (2024/01/26)
YTD Low   date	40.3895 EUR (2024/02/09)
52 Weeks High   date	51.0568 EUR (2023/06/16)
52 Weeks Low   date	38.2674 EUR (2023/10/30)

### Recent Research

on sector	on market		
Date		Headline	Download
2024/06/14		Global Equity Ratings	
2024/05/29		Global Equity Ratings	
2024/04/26		Global Equity Ratings	
2024/04/03		Global Equity Ratings	
2024/03/13		Global Equity Ratings	