

## NESTE CORP. FUTURE (NEFI) - EUX/C13

2024/03/01 18:35:01

Price  
**24.7397** EURDifference  -0.99% (-0.25)

## General attributes

Symbol	NEFIC13
Exchange	Eurex
Currency	EUR
Security type	Future
Underlying	NESTE CORPORATION
Maturity	12-2025
Contract size	101

## Market data

Bid (Bid size)	- EUR (-)
Ask (Ask size)	- EUR (-)
Open	24.7397 EUR
High	24.7397 EUR
Low	24.7397 EUR
Close (prev. day)	24.9881 EUR
Underlying	NESTE CORPORATION
Underlying price (date)	16.78 (24/06/27)
Settlement price (date)	16.16 (24/06/27)
Open Interest	0

## Performance and Risk

	6m	1Y	3Y
Perf (%)	-28.49%	-	-
Perf (abs.)	-9.86	-	-
Beta	-	-	-
Volatility	46.99	-	-

## Futures and Options

Related Futures	-
Related Options	-









5Y

Information about previous performance does not guarantee future performance.  
Source: FactSet

## Price data

Ø price 5 days   Ø volume 5 days (pcs.)	24.8639 EUR (0)
Ø price 30 days   Ø volume 30 days (pcs.)	27.8357 EUR (0)
Ø price 100 days   Ø volume 100 days (pcs.)	31.4847 EUR (0)
Ø price 250 days   Ø volume 250 days (pcs.)	- EUR (-)
YTD High   date	- EUR (-)
YTD Low   date	- EUR (-)
52 Weeks High   date	- EUR (-)
52 Weeks Low   date	- EUR (-)

## Recent Research

on sector		on market	
Date		Headline	Download
2024/06/27		Akciové trhy - denní zpráva	
2024/06/26		Akciové trhy - denní zpráva	
2024/06/25		Akciové trhy - denní zpráva	
2024/06/24		Akciové trhy - denní zpráva	
2024/06/21		Global Equity Ratings	