

ING GROEP N.V. FUTURE (INNI) - EUX/C11

2024/08/16 19:01:32

Price
15.605 EUR

Difference  0.06% (0.01)

General attributes

Symbol	INNIC11
Exchange	Eurex
Currency	EUR
Security type	Future
Underlying	ING GROEP N.V.
Maturity	07-2025
Contract size	100

Market data

Bid (Bid size)	- EUR (-)
Ask (Ask size)	- EUR (-)
Open	15.605 EUR
High	15.605 EUR
Low	15.605 EUR
Close (prev. day)	15.596 EUR
Underlying	ING GROEP N.V.
Underlying price (date)	15.712 (24/08/16)
Settlement price (date)	15.64 (24/08/16)
Open Interest	0

Performance and Risk

	6m	1Y	3Y
Perf (%)	+31.74%	+20.58%	-
Perf (abs.)	+3.76	+2.66	-
Beta	-	-	-
Volatility	25.82	23.61	-

Futures and Options

Related Futures	-
Related Options	-








5Y

Information about previous performance does not guarantee future performance.
Source: FactSet

Price data

Ø price 5 days Ø volume 5 days (pcs.)	15.225 EUR (0)
Ø price 30 days Ø volume 30 days (pcs.)	15.932 EUR (0)
Ø price 100 days Ø volume 100 days (pcs.)	15.483 EUR (0)
Ø price 250 days Ø volume 250 days (pcs.)	13.304 EUR (0)
YTD High date	16.780 EUR (2024/07/23)
YTD Low date	11.394 EUR (2024/02/08)
52 Weeks High date	16.780 EUR (2024/07/23)
52 Weeks Low date	11.376 EUR (2023/11/02)

Recent Research

on sector		on market	
Date		Headline	Download
2024/08/16		Akciové trhy - denní zpráva	
2024/08/15		Akciové trhy - denní zpráva	
2024/08/14		Akciové trhy - denní zpráva	
2024/08/13		Akciové trhy - denní zpráva	
2024/08/12		Global Equity Ratings	