

NESTE CORP. FUTURE (NEFI) - EUX/C10

2024/03/15 19:13:21

Price
24.0337 EURDifference  0.40% (0.10)

General attributes

Symbol	NEFIC10
Exchange	Eurex
Currency	EUR
Security type	Future
Underlying	NESTE CORPORATION
Maturity	12-2025
Contract size	101

Market data

Bid (Bid size)	- EUR (-)
Ask (Ask size)	- EUR (-)
Open	24.0337 EUR
High	24.0337 EUR
Low	24.0337 EUR
Close (prev. day)	23.9383 EUR
Underlying	NESTE CORPORATION
Underlying price (date)	16.78 (24/06/27)
Settlement price (date)	16.16 (24/06/27)
Open Interest	0

Performance and Risk

	6m	1Y	3Y
Perf (%)	-25.53%	-	-
Perf (abs.)	-8.24	-	-
Beta	-	-	-
Volatility	34.34	-	-

Futures and Options

Related Futures	-
Related Options	-








5Y

Information about previous performance does not guarantee future performance.
Source: FactSet

Price data

Ø price 5 days Ø volume 5 days (pcs.)	24.3648 EUR (0)
Ø price 30 days Ø volume 30 days (pcs.)	26.5012 EUR (0)
Ø price 100 days Ø volume 100 days (pcs.)	31.6245 EUR (0)
Ø price 250 days Ø volume 250 days (pcs.)	- EUR (-)
YTD High date	32.8940 EUR (2024/01/29)
YTD Low date	23.9383 EUR (2024/03/14)
52 Weeks High date	- EUR (-)
52 Weeks Low date	- EUR (-)

Recent Research

on sector		on market	
Date		Headline	Download
2024/06/27		Akciové trhy - denní zpráva	
2024/06/26		Akciové trhy - denní zpráva	
2024/06/25		Akciové trhy - denní zpráva	
2024/06/24		Akciové trhy - denní zpráva	
2024/06/21		Global Equity Ratings	