

## ING GROEP N.V. FUTURE (INNI) - EUX/C12

2024/04/30 18:39:28

Price  
**15.0964** EURDifference  0.25% (0.04)

## General attributes

Symbol	INNIC12
Exchange	Eurex
Currency	EUR
Security type	Future
Underlying	ING GROEP N.V.
Maturity	05-2025
Contract size	100

## Market data

Bid (Bid size)	- EUR (-)
Ask (Ask size)	- EUR (-)
Open	15.0964 EUR
High	15.0964 EUR
Low	15.0964 EUR
Close (prev. day)	15.0591 EUR
Underlying	ING GROEP N.V.
Underlying price (date)	16.092 (24/06/04)
Settlement price (date)	15.69 (24/06/04)
Open Interest	0

## Performance and Risk

	6m	1Y	3Y
Perf (%)	+29.31%	-	-
Perf (abs.)	+3.42	-	-
Beta	-	-	-
Volatility	20.84	-	-

## Futures and Options

Related Futures	-
Related Options	-

5Y








Information about previous performance does not guarantee future performance.  
Source: FactSet

## Price data

Ø price 5 days   Ø volume 5 days (pcs.)	15.0273 EUR (0)
Ø price 30 days   Ø volume 30 days (pcs.)	14.7212 EUR (0)
Ø price 100 days   Ø volume 100 days (pcs.)	13.1968 EUR (0)
Ø price 250 days   Ø volume 250 days (pcs.)	- EUR (-)
YTD High   date	15.3220 EUR (2024/04/08)
YTD Low   date	11.4186 EUR (2024/02/08)
52 Weeks High   date	- EUR (-)
52 Weeks Low   date	- EUR (-)

## Recent Research

on sector		on market	
Date		Headline	Download
2024/06/04		Akciové trhy - denní zpráva	
2024/06/03		Akciové trhy - denní zpráva	
2024/05/31		Akciové trhy - denní zpráva	
2024/05/30		Akciové trhy - denní zpráva	
2024/05/29		Global Equity Ratings	