

## NESTE CORP. FUTURE (NEFI) - EUX/202412

2024/06/27 18:38:26

Price  
**16.5471** EURDifference  0.42% (0.07)

## General attributes

Symbol	NEFIZ24
Exchange	Eurex
Currency	EUR
Security type	Future
Underlying	NESTE CORPORATION
Maturity	12-2024
Contract size	101

## Market data

Bid (Bid size)	- EUR (-)
Ask (Ask size)	- EUR (-)
Open	16.5471 EUR
High	16.5471 EUR
Low	16.5471 EUR
Close (prev. day)	16.4776 EUR
Underlying	NESTE CORPORATION
Underlying price (date)	16.78 (24/06/27)
Settlement price (date)	16.55 (24/06/27)
Open Interest	0

## Performance and Risk

	6m	1Y	3Y
Perf (%)	-49.67%	-53.56%	-
Perf (abs.)	-16.26	-19.00	-
Beta	-	-	-
Volatility	44.88	40.95	-

## Futures and Options

Related Futures	-
Related Options	-







Information about previous performance does not guarantee future performance.  
Source: FactSet

## Price data

Ø price 5 days   Ø volume 5 days (pcs.)	16.6646 EUR (0)
Ø price 30 days   Ø volume 30 days (pcs.)	18.3733 EUR (0)
Ø price 100 days   Ø volume 100 days (pcs.)	23.2245 EUR (0)
Ø price 250 days   Ø volume 250 days (pcs.)	29.5428 EUR (0)
YTD High   date	32.8940 EUR (2024/01/29)
YTD Low   date	16.4175 EUR (2024/06/19)
52 Weeks High   date	38.6832 EUR (2023/07/24)
52 Weeks Low   date	16.4175 EUR (2024/06/19)

## Recent Research

on sector		on market	
Date		Headline	Download
2024/06/27		Akciové trhy - denní zpráva	
2024/06/26		Akciové trhy - denní zpráva	
2024/06/25		Akciové trhy - denní zpráva	
2024/06/24		Akciové trhy - denní zpráva	
2024/06/21		Global Equity Ratings	