

SGS S.A. FUTURE (SGSM) - EUX/202412

2024/05/20 13:04:08

Price
81.3609 CHF

Difference  0.00% (0.00)

General attributes

Symbol	SGSMZ24
Exchange	Eurex
Currency	CHF
Security type	Future
Underlying	SGS SA
Maturity	12-2024
Contract size	100

Market data

Bid (Bid size)	- CHF (-)
Ask (Ask size)	- CHF (-)
Open	81.3609 CHF
High	81.3609 CHF
Low	81.3609 CHF
Close (prev. day)	81.3609 CHF
Underlying	SGS SA
Underlying price (date)	80.72 (24/05/17)
Settlement price (date)	81.36 (24/05/20)
Open Interest	0

Performance and Risk

	6m	1Y	3Y
Perf (%)	+12.10%	-	-
Perf (abs.)	+8.78	-	-
Beta	-	-	-
Volatility	20.97	-	-

Futures and Options

Related Futures	-
Related Options	-

5Y







Information about previous performance does not guarantee future performance.
Source: FactSet

Price data

Ø price 5 days Ø volume 5 days (pcs.)	81.6443 CHF (0)
Ø price 30 days Ø volume 30 days (pcs.)	82.5952 CHF (0)
Ø price 100 days Ø volume 100 days (pcs.)	80.2904 CHF (0)
Ø price 250 days Ø volume 250 days (pcs.)	- CHF (-)
YTD High date	86.0644 CHF (2024/03/13)
YTD Low date	68.8281 CHF (2024/01/10)
52 Weeks High date	- CHF (-)
52 Weeks Low date	- CHF (-)

Recent Research

on sector	on market	Date	Headline	Download
		2024/04/26	 Global Equity Ratings	
		2024/04/03	 Global Equity Ratings	
		2024/03/13	 Global Equity Ratings	
		2024/02/22	 Global Equity Ratings	
		2024/02/14	 Global Equity Ratings	