

SGS S.A. FUTURE (SGSM) - EUX/202406

2024/05/31 18:43:26

Price
84.0715 CHF

Difference  0.62% (0.52)

General attributes

Symbol	SGSM24
Exchange	Eurex
Currency	CHF
Security type	Future
Underlying	SGS SA
Maturity	06-2024
Contract size	100

Market data

Bid (Bid size)	- CHF (-)
Ask (Ask size)	- CHF (-)
Open	84.0715 CHF
High	84.0715 CHF
Low	84.0715 CHF
Close (prev. day)	83.5545 CHF
Underlying	SGS SA
Underlying price (date)	84.00 (24/05/31)
Settlement price (date)	84.07 (24/05/31)
Open Interest	0

Performance and Risk

	6m	1Y	3Y
Perf (%)	+15.93%	+4.87%	-
Perf (abs.)	+11.55	+3.90	-
Beta	-	-	-
Volatility	21.39	19.59	-

Futures and Options

Related Futures	-
Related Options	-

5Y












Information about previous performance does not guarantee future performance.
Source: FactSet

Price data

Ø price 5 days Ø volume 5 days (pcs.)	84.4627 CHF (0)
Ø price 30 days Ø volume 30 days (pcs.)	82.6009 CHF (0)
Ø price 100 days Ø volume 100 days (pcs.)	80.9402 CHF (0)
Ø price 250 days Ø volume 250 days (pcs.)	78.7444 CHF (0)
YTD High date	85.4594 CHF (2024/03/13)
YTD Low date	68.3404 CHF (2024/01/10)
52 Weeks High date	85.5816 CHF (2023/06/16)
52 Weeks Low date	68.3404 CHF (2024/01/10)

Recent Research

on sector		on market	
Date		Headline	Download
2024/05/29		Global Equity Ratings	
2024/04/26		Global Equity Ratings	
2024/04/03		Global Equity Ratings	
2024/03/13		Global Equity Ratings	
2024/02/22		Global Equity Ratings	