


CROMBIE REAL ESTATE INVESTMENT TRUST UNITS

ISIN: CA2271071094 WKN: -

Overview

2024/09/13 16:24:38		
Price	11.6472 USD	
Difference		6.86% (0.75)

General attributes	
ISIN	CA2271071094
Symbol	CRR.UN
Exchange	FINRA other OTC Issues
Currency	USD
Sector	Other
Security type	Stock
Market cap (m)	1,112 EUR
Benchmark	S&P/TSX 60 INDEX









Market data	
Bid (Bid size)	-
Ask (Ask size)	-
Open	11.64 USD
High	11.6472 USD
Low	11.64 USD
Close (prev. day)	10.90 USD
VWAP	11.6436 USD
Volume (pcs)	201
Trading volume	2,340.58
Number of trades	3
Last size	100

Futures and Options	
Related Futures	-
Related Options	-




Information about previous performance does not guarantee future performance.
Source: FactSet

Recent research

on sector			
Date		Headline	Download
2024/09/11		Global Equity Ratings	
2024/09/05		Global Equity Ratings	
2024/08/12		Global Equity Ratings	
2024/07/24		Global Equity Ratings	
2024/07/12		Global Equity Ratings	

Details

2024/09/13 16:24:38		
Price	11.6472 USD	
Difference		6.86% (0.75)

General attributes	
ISIN	CA2271071094
Symbol	CRR.UN
Exchange	FINRA other OTC Issues
Currency	USD
Sector	Other
Security type	Stock
Market cap (m)	1,112 EUR
Benchmark	S&P/TSX 60 INDEX

Market data	
Bid (Bid size)	-
Ask (Ask size)	-
Open	11.64 USD
High	11.6472 USD
Low	11.64 USD
Close (prev. day)	10.90 USD
VWAP	11.6436 USD
Volume (pcs)	201
Trading volume	2,340.58
Number of trades	3
Last size	100

Performance and Risk			
	6m	1Y	3Y
Perf (%)	+12.16%	-	-
Perf (abs.)	+1.26	-	-
Beta	-	-	-
Volatility	11.43	8.45	20.68



Information about previous performance does not guarantee future performance.
Source: FactSet

Price data	
Ø price 5 days Ø volume 5 days (pcs.)	- USD (-)
Ø price 30 days Ø volume 30 days (pcs.)	10.7489 USD (224)
Ø price 100 days Ø volume 100 days (pcs.)	9.9527 USD (5,658)
Ø price 250 days Ø volume 250 days (pcs.)	9.8984 USD (10,611)
YTD High date	11.6472 USD (2024/09/13)
YTD Low date	9.0600 USD (2024/06/14)
52 Weeks High date	11.6472 USD (2024/09/13)
52 Weeks Low date	8.6500 USD (2023/10/26)

All listings for CROMBIE REAL ESTATE INVESTMENT TRUST UNITS					
Exchange 	Date	Time	Price	Trading volume (mio.)	Number of trades
Toronto Stock Exchange	2024/09/17	21:59	15.56 CAD	2.10	872
FINRA other OTC Issues	2024/09/13	16:24	11.6472 USD	0.00	3

Company profile

Company Logo

Contact Details

CROMBIE REAL ESTATE INVESTMENT TRUST

--

Telefon: -

Fax: -

E-mail: -

Company Profile

-

Members of Management Board

Donald E. Clow Chairman of Managing Board

Arie Bitton Member of Executive Committee

Cheryl Fraser Member of Executive Committee

Clinton Keay Member of Executive Committee

Fred Santini Member of Executive Committee

Glenn R. Hynes Member of Executive Committee

John Barnoski Member of Executive Committee

Trevor Lee Member of Executive Committee

Board of directors

John Knowlton Chairman of Supervisory Board

A. Craighead Member of Supervisory Board

Heather Grey-Wolf Member of Supervisory Board

Heidi Jamieson-Mills Member of Supervisory Board

James Dickson Member of Supervisory Board

Jason Shannon Member of Supervisory Board

Karen Weaver Member of Supervisory Board

Michael Vels Member of Supervisory Board

Michael Waters Member of Supervisory Board

Paul Beesley Member of Supervisory Board

Paul Sobey Member of Supervisory Board