


CROMBIE REAL ESTATE INVESTMENT TRUST UNITS

ISIN: CA2271071094 WKN: -

Overview

2024/07/11 19:12:45		
Price	9.5466 USD	
Difference		5.37% (0.49)

General attributes	
ISIN	CA2271071094
Symbol	CRR.UN
Exchange	FINRA other OTC Issues
Currency	USD
Sector	Other
Security type	Stock
Market cap (m)	964 EUR
Benchmark	S&P/TSX 60 INDEX









Market data	
Bid (Bid size)	-
Ask (Ask size)	-
Open	9.50 USD
High	9.5466 USD
Low	9.50 USD
Close (prev. day)	9.06 USD
VWAP	9.520711 USD
Volume (pcs)	450
Trading volume	4,284.32
Number of trades	4
Last size	100

Futures and Options	
Related Futures	-
Related Options	-



Information about previous performance does not guarantee future performance.
Source: FactSet

Recent research

on sector			
Date		Headline	Download
2024/07/12		Global Equity Ratings	
2024/06/21		Global Equity Ratings	
2024/06/14		Global Equity Ratings	
2024/05/29		Global Equity Ratings	
2024/04/26		Global Equity Ratings	

Details

2024/07/11 19:12:45	
Price	9.5466 USD
Difference	<div><div></div></div> 5.37% (0.49)

General attributes	
ISIN	CA2271071094
Symbol	CRR.UN
Exchange	FINRA other OTC Issues
Currency	USD
Sector	Other
Security type	Stock
Market cap (m)	964 EUR
Benchmark	S&P/TSX 60 INDEX

Market data	
Bid (Bid size)	-
Ask (Ask size)	-
Open	9.50 USD
High	9.5466 USD
Low	9.50 USD
Close (prev. day)	9.06 USD
VWAP	9.520711 USD
Volume (pcs)	450
Trading volume	4,284.32
Number of trades	4
Last size	100

Performance and Risk			
	6m	1Y	3Y
Perf (%)	-8.56%	-8.51%	-32.36%
Perf (abs.)	-0.89	-0.89	-4.57
Beta	0.77	1.14	0.97
Volatility	7.76	5.83	20.64



Information about previous performance does not guarantee future performance.
Source: FactSet

Price data	
Ø price 5 days Ø volume 5 days (pcs.)	- USD (-)
Ø price 30 days Ø volume 30 days (pcs.)	9.3417 USD (9,515)
Ø price 100 days Ø volume 100 days (pcs.)	9.6800 USD (13,526)
Ø price 250 days Ø volume 250 days (pcs.)	9.7749 USD (10,876)
YTD High date	10.7100 USD (2024/02/23)
YTD Low date	9.0600 USD (2024/06/14)
52 Weeks High date	10.7500 USD (2023/07/26)
52 Weeks Low date	8.6500 USD (2023/10/26)

All listings for CROMBIE REAL ESTATE INVESTMENT TRUST UNITS					
Exchange	Date	Time	Price	Trading volume (mio.)	Number of trades
Toronto Stock Exchange	2024/07/16	22:00	13.37 CAD	2.32	823
FINRA other OTC Issues	2024/07/11	19:12	9.5466 USD	0.00	4

Company profile

Company Logo

Contact Details

CROMBIE REAL ESTATE INVESTMENT TRUST

--

Telefon: -

Fax: -

E-mail: -

Company Profile

-

Members of Management Board

Donald E. Clow Chairman of Managing Board

Arie Bitton Member of Executive Committee

Cheryl Fraser Member of Executive Committee

Clinton Keay Member of Executive Committee

Fred Santini Member of Executive Committee

Glenn R. Hynes Member of Executive Committee

John Barnoski Member of Executive Committee

Trevor Lee Member of Executive Committee

Board of directors

John Knowlton Chairman of Supervisory Board

A. Craighead Member of Supervisory Board

Heather Grey-Wolf Member of Supervisory Board

Heidi Jamieson-Mills Member of Supervisory Board

James Dickson Member of Supervisory Board

Jason Shannon Member of Supervisory Board

Karen Weaver Member of Supervisory Board

Michael Vels Member of Supervisory Board

Michael Waters Member of Supervisory Board

Paul Beesley Member of Supervisory Board

Paul Sobey Member of Supervisory Board