

ARCHER LTD.

ISIN: **BMG0451H2087**

WKN: -

Overview

2024/07/11 20:08:19

Price
2.32 EURDifference  -2.93% (-0.07)

General attributes

ISIN	BMG0451H2087
Symbol	ARCH
Exchange	Berlin
Currency	EUR
Sector	Energy / Commodities
Security type	Stock
Market cap (m)	152 EUR
Benchmark	MSCI WORLD INDEX (STRD, UHD)

Market data

Bid (Bid size)	-
Ask (Ask size)	-
Open	2.395 EUR
High	2.41 EUR
Low	2.32 EUR
Close (prev. day)	2.39 EUR
VWAP	-
Volume (pcs)	0
Trading volume	0.00
Number of trades	13
Last size	0

Futures and Options

Related Futures	-
Related Options	-











5Y



Information about previous performance does not guarantee future performance.
Source: FactSet

Recent research

on sector

Date	Headline	Download
2024/07/11	 Akciové trhy - denní zpráva	
2024/07/10	 Akciové trhy - denní zpráva	
2024/07/09	 Akciové trhy - denní zpráva	
2024/07/08	 Akciové trhy - denní zpráva	
2024/07/04	 Akciové trhy - denní zpráva	

Details

2024/07/11 20:08:19

Price

2.32 EUR

Difference ▼ -2.93% (-0.07)

General attributes

ISIN	BMG0451H2087
Symbol	ARCH
Exchange	Berlin
Currency	EUR
Sector	Energy / Commodities
Security type	Stock
Market cap (m)	152 EUR
Benchmark	MSCI WORLD INDEX (STRD, UHD)

Market data

Bid (Bid size)	-
Ask (Ask size)	-
Open	2.395 EUR
High	2.41 EUR
Low	2.32 EUR
Close (prev. day)	2.39 EUR
VWAP	-
Volume (pcs)	0
Trading volume	0.00
Number of trades	13
Last size	0

Performance and Risk

	6m	1Y	3Y
Perf (%)	+3,195.45%	+3,018.28%	+431.50%
Perf (abs.)	+2.25	+2.25	+1.88
Beta	-1.53	0.04	0.42
Volatility	459.81	324.84	204.63

5Y



Information about previous performance does not guarantee future performance.
Source: FactSet

Price data

Ø price 5 days Ø volume 5 days (pcs.)	2.41 EUR (0)
Ø price 30 days Ø volume 30 days (pcs.)	2.46 EUR (0)
Ø price 100 days Ø volume 100 days (pcs.)	1.23 EUR (0)
Ø price 250 days Ø volume 250 days (pcs.)	0.54 EUR (0)
YTD High date	2.79 EUR (2024/05/24)
YTD Low date	0.07 EUR (2024/01/17)
52 Weeks High date	2.79 EUR (2024/05/24)
52 Weeks Low date	0.07 EUR (2023/07/20)

All listings for ARCHER LTD.

Exchange	Date	Time	Price	Trading volume (mio.)	Number of trades
Tradegate	2024/07/11	22:02	2.325 EUR	0.00	1
Stuttgart	2024/07/11	15:35	2.225 EUR	0.00	14
Munich	2024/07/11	08:16	2.415 EUR	0.00	2
London Stock Exchange	2024/03/01	15:56	23.00 NOK	0.17	2
Frankfurt	2024/07/11	17:15	2.23 EUR	0.00	7

	11					
First North Stockholm	2024/07/ 03	18:00	27.66 NOK	0.00		1
FINRA other OTC Issues	2024/07/ 09	21:11	2.63 USD	0.00		2
Berlin	2024/07/ 11	20:08	2.32 EUR	0.00		13

Company profile

Company Logo

Archer

Company Profile

-

Contact Details

ARCHER

--

Telefon: -

Fax: -

E-mail: -