

## KONECRANES OYJ FUTURE (KCRF) - EUX/202406

2024/06/14 18:39:03

Price  
**52.735** EURDifference  -3.76% (-2.06)

## General attributes

Symbol	KCRFM24
Exchange	Eurex
Currency	EUR
Security type	Future
Underlying	KONECRANES ABP
Maturity	06-2024
Contract size	100

## Market data

Bid (Bid size)	- EUR (-)
Ask (Ask size)	- EUR (-)
Open	52.735 EUR
High	52.735 EUR
Low	52.735 EUR
Close (prev. day)	54.794 EUR
Underlying	KONECRANES ABP
Underlying price (date)	53.85 (24/06/17)
Settlement price (date)	52.74 (24/06/14)
Open Interest	0

## Performance and Risk

	6m	1Y	3Y
Perf (%)	+38.76%	+40.41%	-
Perf (abs.)	+14.73	+15.18	-
Beta	-	-	-
Volatility	26.99	27.22	-

## Futures and Options

Related Futures	-
Related Options	-

5Y












Information about previous performance does not guarantee future performance.  
Source: FactSet

## Price data

Ø price 5 days   Ø volume 5 days (pcs.)	53.449 EUR (0)
Ø price 30 days   Ø volume 30 days (pcs.)	53.371 EUR (0)
Ø price 100 days   Ø volume 100 days (pcs.)	49.123 EUR (0)
Ø price 250 days   Ø volume 250 days (pcs.)	40.039 EUR (0)
YTD High   date	55.701 EUR (2024/06/12)
YTD Low   date	38.075 EUR (2024/01/11)
52 Weeks High   date	55.701 EUR (2024/06/12)
52 Weeks Low   date	28.626 EUR (2023/10/25)

## Recent Research

on sector		on market	
Date		Headline	Download
2024/06/14		Global Equity Ratings	
2024/05/29		Global Equity Ratings	
2024/04/26		Global Equity Ratings	
2024/04/03		Global Equity Ratings	
2024/03/13		Global Equity Ratings	