

KONECRANES OYJ FUTURE (KCRF) - EUX/202406

2024/06/14 18:39:03

Price
52.735 EURDifference  -3.76% (-2.06)

General attributes

| | |
|---------------|----------------|
| Symbol | KCRFM24 |
| Exchange | Eurex |
| Currency | EUR |
| Security type | Future |
| Underlying | KONECRANES ABP |
| Maturity | 06-2024 |
| Contract size | 100 |

Market data

| | |
|-------------------------|------------------|
| Bid (Bid size) | - EUR (-) |
| Ask (Ask size) | - EUR (-) |
| Open | 52.735 EUR |
| High | 52.735 EUR |
| Low | 52.735 EUR |
| Close (prev. day) | 54.794 EUR |
| Underlying | KONECRANES ABP |
| Underlying price (date) | 53.75 (24/06/17) |
| Settlement price (date) | 52.74 (24/06/14) |
| Open Interest | 0 |

Performance and Risk

| | 6m | 1Y | 3Y |
|-------------|---------|---------|----|
| Perf (%) | +38.76% | +40.41% | - |
| Perf (abs.) | +14.73 | +15.18 | - |
| Beta | - | - | - |
| Volatility | 26.99 | 27.22 | - |

Futures and Options

| | |
|-----------------|---|
| Related Futures | - |
| Related Options | - |

5Y













Information about previous performance does not guarantee future performance.
Source: FactSet

Price data

| | |
|---|-------------------------|
| Ø price 5 days Ø volume 5 days (pcs.) | 53.449 EUR (0) |
| Ø price 30 days Ø volume 30 days (pcs.) | 53.371 EUR (0) |
| Ø price 100 days Ø volume 100 days (pcs.) | 49.123 EUR (0) |
| Ø price 250 days Ø volume 250 days (pcs.) | 40.039 EUR (0) |
| YTD High date | 55.701 EUR (2024/06/12) |
| YTD Low date | 38.075 EUR (2024/01/11) |
| 52 Weeks High date | 55.701 EUR (2024/06/12) |
| 52 Weeks Low date | 28.626 EUR (2023/10/25) |

Recent Research

| on sector | | on market | |
|------------|---|-----------------------|---|
| Date | | Headline | Download |
| 2024/06/14 |  | Global Equity Ratings |  |
| 2024/05/29 |  | Global Equity Ratings |  |
| 2024/04/26 |  | Global Equity Ratings |  |
| 2024/04/03 |  | Global Equity Ratings |  |
| 2024/03/13 |  | Global Equity Ratings |  |