

TOTAL ENERG.SE STOCK TRACKING FUTURE (1TOT) - EUX/202406

2024/05/03 18:33:18

Price
66.813 EUR
 Difference  -0.74% (-0.50)

General attributes	
Symbol	1TOTM24
Exchange	Eurex
Currency	EUR
Security type	Future
Underlying	TOTALENERGIES SE
Maturity	06-2024
Contract size	100

Market data	
Bid (Bid size)	- EUR (-)
Ask (Ask size)	- EUR (-)
Open	66.813 EUR
High	66.813 EUR
Low	66.813 EUR
Close (prev. day)	67.313 EUR
Underlying	TOTALENERGIES SE
Underlying price (date)	66.36 (24/05/03)
Settlement price (date)	66.81 (24/05/03)
Open Interest	0

Performance and Risk			
	6m	1Y	3Y
Perf (%)	+3.95%	-	-
Perf (abs.)	+2.54	-	-
Beta	-	-	-
Volatility	18.58	-	-





Futures and Options	
Related Futures	-
Related Options	-



Information about previous performance does not guarantee future performance.
 Source: FactSet

Price data	
Ø price 5 days Ø volume 5 days (pcs.)	68.238 EUR (0)
Ø price 30 days Ø volume 30 days (pcs.)	67.343 EUR (0)
Ø price 100 days Ø volume 100 days (pcs.)	63.252 EUR (0)
Ø price 250 days Ø volume 250 days (pcs.)	- EUR (-)
YTD High date	70.001 EUR (2024/04/26)
YTD Low date	58.911 EUR (2024/01/22)
52 Weeks High date	- EUR (-)
52 Weeks Low date	- EUR (-)

Recent Research

on underlying	on sector	on market	
Date		Headline	Download
2024/04/26		Global Equity Ratings	
2024/04/03		Global Equity Ratings	
2024/03/13		Global Equity Ratings	
2024/02/22		Global Equity Ratings	
2024/02/14		Global Equity Ratings	