

ARCELORMITTAL S.A. FUTURE (ISPI) - EUX/202406

2024/06/05 18:48:56

Price
23.3995 EUR

Difference  -1.94% (-0.46)

General attributes

Symbol	ISPI24
Exchange	Eurex
Currency	EUR
Security type	Future
Underlying	ARCELORMITTAL S.A.
Maturity	06-2024
Contract size	100

Market data

Bid (Bid size)	- EUR (-)
Ask (Ask size)	- EUR (-)
Open	23.3995 EUR
High	23.3995 EUR
Low	23.3995 EUR
Close (prev. day)	23.8628 EUR
Underlying	ARCELORMITTAL S.A.
Underlying price (date)	23.36 (24/06/05)
Settlement price (date)	23.40 (24/06/05)
Open Interest	9,500

Performance and Risk

	6m	1Y	3Y
Perf (%)	-1.89%	-7.92%	-
Perf (abs.)	-0.45	-2.01	-
Beta	-	-	-
Volatility	25.09	25.34	-

Futures and Options

Related Futures	-
Related Options	-












5Y

Information about previous performance does not guarantee future performance.
Source: FactSet

Price data

Ø price 5 days Ø volume 5 days (pcs.)	23.9679 EUR (0)
Ø price 30 days Ø volume 30 days (pcs.)	23.9053 EUR (317)
Ø price 100 days Ø volume 100 days (pcs.)	24.5883 EUR (105)
Ø price 250 days Ø volume 250 days (pcs.)	24.3701 EUR (42)
YTD High date	26.6900 EUR (2024/02/09)
YTD Low date	23.2367 EUR (2024/05/29)
52 Weeks High date	26.8599 EUR (2023/07/31)
52 Weeks Low date	20.4112 EUR (2023/10/30)

Recent Research

on sector		on market	
Date		Headline	Download
2024/05/29		Global Equity Ratings	
2024/04/26		Global Equity Ratings	
2024/04/03		Global Equity Ratings	
2024/03/13		Global Equity Ratings	
2024/02/22		Global Equity Ratings	