

FACEBOOK INC FUTURE (FBUF) - EUX/202406

2024/06/14 18:38:49

Price
502.1481 USD

Difference  **-0.47% (-2.38)**

General attributes

Symbol	FBUF24
Exchange	Eurex
Currency	USD
Security type	Future
Underlying	META PLATFORMS INC. CLASS A
Maturity	06-2024
Contract size	100

Market data

Bid (Bid size)	- USD (-)
Ask (Ask size)	- USD (-)
Open	502.1481 USD
High	502.1481 USD
Low	502.1481 USD
Close (prev. day)	504.524 USD
Underlying	META PLATFORMS INC. CLASS A
Underlying price (date)	496.61 (24/06/17)
Settlement price (date)	502.15 (24/06/14)
Open Interest	0

Performance and Risk

	6m	1Y	3Y
Perf (%)	+47.16%	+73.93%	-
Perf (abs.)	+160.93	+213.44	-
Beta	-	-	-
Volatility	42.74	36.66	-

Futures and Options

Related Futures	-
Related Options	-

5Y










Information about previous performance does not guarantee future performance.
Source: FactSet

Price data

Ø price 5 days Ø volume 5 days (pcs.)	503.1613 USD (0)
Ø price 30 days Ø volume 30 days (pcs.)	480.3174 USD (0)
Ø price 100 days Ø volume 100 days (pcs.)	483.4617 USD (0)
Ø price 250 days Ø volume 250 days (pcs.)	391.5336 USD (0)
YTD High date	533.4977 USD (2024/04/05)
YTD Low date	354.0951 USD (2024/01/02)
52 Weeks High date	533.4977 USD (2024/04/05)
52 Weeks Low date	292.1094 USD (2023/08/18)

Recent Research

on underlying	on sector	on market	
Date		Headline	Download
2024/06/14		Global Equity Ratings	
2024/05/29		Global Equity Ratings	
2024/04/26		Global Equity Ratings	
2024/04/03		Global Equity Ratings	
2024/03/13		Global Equity Ratings	