

# VINCI S.A. FUTURE (SQUH) - EUX/202406

2024/05/17 19:05:29

**Price**  
**115.4782** EUR

**Difference**  **-0.83% (-0.97)**

### General attributes

Symbol	SQUHM24
Exchange	Eurex
Currency	EUR
Security type	Future
Underlying	VINCI SA
Maturity	06-2024
Contract size	100

### Market data

Bid (Bid size)	- EUR (-)
Ask (Ask size)	- EUR (-)
Open	115.4782 EUR
High	115.4782 EUR
Low	115.4782 EUR
Close (prev. day)	116.4462 EUR
Underlying	VINCI SA
Underlying price (date)	115.05 (24/05/17)
Settlement price (date)	115.48 (24/05/17)
Open Interest	35,000

### Performance and Risk

	6m	1Y	3Y
Perf (%)	+5.62%	-	-
Perf (abs.)	+6.15	-	-
Beta	-	-	-
Volatility	13.66	-	-

### Futures and Options

Related Futures	-
Related Options	-

5Y












Information about previous performance does not guarantee future performance.  
Source: FactSet

### Price data

Ø price 5 days   Ø volume 5 days (pcs.)	116.3281 EUR (0)
Ø price 30 days   Ø volume 30 days (pcs.)	112.5652 EUR (2,533)
Ø price 100 days   Ø volume 100 days (pcs.)	114.2002 EUR (960)
Ø price 250 days   Ø volume 250 days (pcs.)	109.2083 EUR (384)
YTD High   date	117.8840 EUR (2024/03/27)
YTD Low   date	109.6561 EUR (2024/04/16)
52 Weeks High   date	- EUR (-)
52 Weeks Low   date	- EUR (-)

### Recent Research

on underlying	on sector	on market	
Date		Headline	Download
2024/04/26		Global Equity Ratings	
2024/04/03		Global Equity Ratings	
2024/03/13		Global Equity Ratings	
2024/02/22		Global Equity Ratings	
2024/02/14		Global Equity Ratings	