

# HOLCIM LTD. FUTURE (HOLI) - EUX/202406

2024/05/10 18:29:24

Price  
**78.934** CHF

Difference  2.38% (1.84)

### General attributes

Symbol	HOLIM24
Exchange	Eurex
Currency	CHF
Security type	Future
Underlying	HOLCIM LTD.
Maturity	06-2024
Contract size	100

### Market data

Bid (Bid size)	- CHF (-)
Ask (Ask size)	- CHF (-)
Open	78.934 CHF
High	78.934 CHF
Low	78.934 CHF
Close (prev. day)	77.0972 CHF
Underlying	HOLCIM LTD.
Underlying price (date)	78.38 (24/05/13)
Settlement price (date)	78.93 (24/05/10)
Open Interest	0

### Performance and Risk

	6m	1Y	3Y
Perf (%)	+35.32%	-	-
Perf (abs.)	+20.60	-	-
Beta	-	-	-
Volatility	17.82	-	-

### Futures and Options

Related Futures	-
Related Options	-












Information about previous performance does not guarantee future performance.  
Source: FactSet

### Price data

Ø price 5 days   Ø volume 5 days (pcs.)	77.258 CHF (0)
Ø price 30 days   Ø volume 30 days (pcs.)	76.584 CHF (0)
Ø price 100 days   Ø volume 100 days (pcs.)	69.859 CHF (0)
Ø price 250 days   Ø volume 250 days (pcs.)	- CHF (-)
YTD High   date	79.137 CHF (2024/03/28)
YTD Low   date	61.339 CHF (2024/01/23)
52 Weeks High   date	- CHF (-)
52 Weeks Low   date	- CHF (-)

### Recent Research

on sector		on market	
Date		Headline	Download
2024/04/26		Global Equity Ratings	
2024/04/03		Global Equity Ratings	
2024/03/13		Global Equity Ratings	
2024/02/22		Global Equity Ratings	
2024/02/14		Global Equity Ratings	