

PEPSICO INC. FUTURE (PEPF) - EUX/202406

2024/05/28 18:39:28

Price
172.1513 USDDifference  -3.53% (-6.30)

General attributes

Symbol	PEPFM24
Exchange	Eurex
Currency	USD
Security type	Future
Underlying	PEPSICO INC.
Maturity	06-2024
Contract size	100

Market data

Bid (Bid size)	- USD (-)
Ask (Ask size)	- USD (-)
Open	172.1513 USD
High	172.1513 USD
Low	172.1513 USD
Close (prev. day)	178.4504 USD
Underlying	PEPSICO INC.
Underlying price (date)	172.91 (24/05/29)
Settlement price (date)	172.15 (24/05/28)
Open Interest	0

Performance and Risk

	6m	1Y	3Y
Perf (%)	+0.29%	-8.70%	-
Perf (abs.)	+0.50	-16.40	-
Beta	-	-	-
Volatility	15.19	15.11	-

Futures and Options

Related Futures	-
Related Options	-

5Y












Information about previous performance does not guarantee future performance.
Source: FactSet

Price data

Ø price 5 days Ø volume 5 days (pcs.)	177.9505 USD (0)
Ø price 30 days Ø volume 30 days (pcs.)	176.6309 USD (0)
Ø price 100 days Ø volume 100 days (pcs.)	171.4340 USD (0)
Ø price 250 days Ø volume 250 days (pcs.)	176.0248 USD (0)
YTD High date	182.2496 USD (2024/05/17)
YTD Low date	164.2716 USD (2024/03/07)
52 Weeks High date	196.9737 USD (2023/07/26)
52 Weeks Low date	161.0045 USD (2023/10/12)

Recent Research

on underlying	on sector	on market	
Date		Headline	Download
2024/05/29		Global Equity Ratings	
2024/04/26		Global Equity Ratings	
2024/04/03		Global Equity Ratings	
2024/03/13		Global Equity Ratings	
2024/02/22		Global Equity Ratings	