

PEPSICO INC. FUTURE (PEPF) - EUX/202406

2024/05/02 18:23:57

Price
175.6307 USDDifference  0.12% (0.21)

General attributes

Symbol	PEPFM24
Exchange	Eurex
Currency	USD
Security type	Future
Underlying	PEPSICO INC.
Maturity	06-2024
Contract size	100

Market data

Bid (Bid size)	- USD (-)
Ask (Ask size)	- USD (-)
Open	175.6307 USD
High	175.6307 USD
Low	175.6307 USD
Close (prev. day)	175.4242 USD
Underlying	PEPSICO INC.
Underlying price (date)	175.45 (24/05/02)
Settlement price (date)	175.63 (24/05/02)
Open Interest	0

Performance and Risk

	6m	1Y	3Y
Perf (%)	+7.14%	-	-
Perf (abs.)	+11.68	-	-
Beta	-	-	-
Volatility	14.52	-	-

Futures and Options

Related Futures	-
Related Options	-











5Y

Information about previous performance does not guarantee future performance.
Source: FactSet

Price data

Ø price 5 days Ø volume 5 days (pcs.)	176.1171 USD (0)
Ø price 30 days Ø volume 30 days (pcs.)	172.3859 USD (0)
Ø price 100 days Ø volume 100 days (pcs.)	170.1337 USD (0)
Ø price 250 days Ø volume 250 days (pcs.)	- USD (-)
YTD High date	177.6762 USD (2024/04/25)
YTD Low date	164.2716 USD (2024/03/07)
52 Weeks High date	- USD (-)
52 Weeks Low date	- USD (-)

Recent Research

on underlying	on sector	on market	
Date		Headline	Download
2024/04/26		Global Equity Ratings	
2024/04/03		Global Equity Ratings	
2024/03/13		Global Equity Ratings	
2024/02/22		Global Equity Ratings	
2024/02/14		Global Equity Ratings	