

NESTLÉ S.A. FUTURE (NESG) - EUX/202406

2024/05/17 19:05:13

Price
96.7563 CHF

Difference  1.25% (1.20)

General attributes

Symbol	NESGM24
Exchange	Eurex
Currency	CHF
Security type	Future
Underlying	NESTLÉ SA
Maturity	06-2024
Contract size	100

Market data

Bid (Bid size)	- CHF (-)
Ask (Ask size)	- CHF (-)
Open	96.7563 CHF
High	96.7563 CHF
Low	96.7563 CHF
Close (prev. day)	95.5584 CHF
Underlying	NESTLÉ SA
Underlying price (date)	96.62 (24/05/17)
Settlement price (date)	96.76 (24/05/17)
Open Interest	111,760

Performance and Risk

	6m	1Y	3Y
Perf (%)	-0.82%	-	-
Perf (abs.)	-0.80	-	-
Beta	-	-	-
Volatility	16.35	-	-

Futures and Options

Related Futures	-
Related Options	-









Information about previous performance does not guarantee future performance.
Source: FactSet

Price data

Ø price 5 days Ø volume 5 days (pcs.)	95.5865 CHF (2)
Ø price 30 days Ø volume 30 days (pcs.)	92.9465 CHF (7,509)
Ø price 100 days Ø volume 100 days (pcs.)	94.1019 CHF (2,675)
Ø price 250 days Ø volume 250 days (pcs.)	99.1850 CHF (1,359)
YTD High date	98.4157 CHF (2024/02/05)
YTD Low date	90.0165 CHF (2024/02/29)
52 Weeks High date	- CHF (-)
52 Weeks Low date	- CHF (-)

Recent Research

on underlying	on sector	on market	
Date		Headline	Download
2024/04/26		Global Equity Ratings	
2024/04/03		Global Equity Ratings	
2024/03/13		Global Equity Ratings	
2024/02/22		Global Equity Ratings	
2024/02/14		Global Equity Ratings	