

## HOME DEPOT INC., THE FUTURE (HDFP) - EUX/202406

2024/06/14 18:38:55

Price  
**343.6855** USD

Difference  -0.49% (-1.71)

## General attributes

Symbol	HDFP24
Exchange	Eurex
Currency	USD
Security type	Future
Underlying	HOME DEPOT INC., THE
Maturity	06-2024
Contract size	100

## Market data

Bid (Bid size)	- USD (-)
Ask (Ask size)	- USD (-)
Open	343.6855 USD
High	343.6855 USD
Low	343.6855 USD
Close (prev. day)	345.3946 USD
Underlying	HOME DEPOT INC., THE
Underlying price (date)	346.60 (24/06/17)
Settlement price (date)	343.69 (24/06/14)
Open Interest	0

## Performance and Risk

	6m	1Y	3Y
Perf (%)	-3.94%	+11.21%	-
Perf (abs.)	-14.10	+34.65	-
Beta	-	-	-
Volatility	19.36	19.97	-

## Futures and Options

Related Futures	-
Related Options	-










5Y

Information about previous performance does not guarantee future performance.  
 Source: FactSet

## Price data

Ø price 5 days   Ø volume 5 days (pcs.)	339.9511 USD (0)
Ø price 30 days   Ø volume 30 days (pcs.)	335.7451 USD (0)
Ø price 100 days   Ø volume 100 days (pcs.)	355.3907 USD (0)
Ø price 250 days   Ø volume 250 days (pcs.)	337.8011 USD (0)
YTD High   date	398.7580 USD (2024/03/21)
YTD Low   date	324.1423 USD (2024/05/29)
52 Weeks High   date	398.7580 USD (2024/03/21)
52 Weeks Low   date	283.1471 USD (2023/10/30)

## Recent Research

on underlying	on sector	on market	
Date		Headline	Download
2024/06/14		Global Equity Ratings	
2024/05/29		Global Equity Ratings	
2024/04/26		Global Equity Ratings	
2024/04/03		Global Equity Ratings	
2024/03/13		Global Equity Ratings	