

BANK OF AMERICA CORP. FUTURE (BACF) - EUX/202406

2024/06/14 18:38:40

Price
39.3379 USDDifference  0.26% (0.10)

General attributes

Symbol	BACFM24
Exchange	Eurex
Currency	USD
Security type	Future
Underlying	BANK OF AMERICA CORP.
Maturity	06-2024
Contract size	100

Market data

Bid (Bid size)	- USD (-)
Ask (Ask size)	- USD (-)
Open	39.3379 USD
High	39.3379 USD
Low	39.3379 USD
Close (prev. day)	39.237 USD
Underlying	BANK OF AMERICA CORP.
Underlying price (date)	39.27 (24/06/17)
Settlement price (date)	39.34 (24/06/14)
Open Interest	0

Performance and Risk

	6m	1Y	3Y
Perf (%)	+14.56%	+29.43%	-
Perf (abs.)	+5.00	+8.94	-
Beta	-	-	-
Volatility	21.96	25.36	-

Futures and Options

Related Futures	-
Related Options	-












5Y

Information about previous performance does not guarantee future performance.
Source: FactSet

Price data

Ø price 5 days Ø volume 5 days (pcs.)	39.3725 USD (0)
Ø price 30 days Ø volume 30 days (pcs.)	39.0074 USD (0)
Ø price 100 days Ø volume 100 days (pcs.)	36.6818 USD (0)
Ø price 250 days Ø volume 250 days (pcs.)	32.7805 USD (0)
YTD High date	39.7989 USD (2024/06/12)
YTD Low date	31.8266 USD (2024/01/18)
52 Weeks High date	39.7989 USD (2024/06/12)
52 Weeks Low date	25.6297 USD (2023/10/30)

Recent Research

on underlying	on sector	on market		
Date			Headline	Download
2024/06/14			Global Equity Ratings	
2024/05/29			Global Equity Ratings	
2024/04/26			Global Equity Ratings	
2024/04/03			Global Equity Ratings	
2024/03/13			Global Equity Ratings	