

## 3M CO. FUTURE (MMMFM) - EUX/202406

2024/05/17 19:05:11

Price  
**105.522** USDDifference  0.76% (0.80)

## General attributes

Symbol	MMMFM24
Exchange	Eurex
Currency	USD
Security type	Future
Underlying	3M COMPANY
Maturity	06-2024
Contract size	100

## Market data

Bid (Bid size)	- USD (-)
Ask (Ask size)	- USD (-)
Open	105.522 USD
High	105.522 USD
Low	105.522 USD
Close (prev. day)	104.7243 USD
Underlying	3M COMPANY
Underlying price (date)	105.26 (24/05/17)
Settlement price (date)	105.52 (24/05/17)
Open Interest	0

## Performance and Risk

	6m	1Y	3Y
Perf (%)	+10.28%	-	-
Perf (abs.)	+9.84	-	-
Beta	-	-	-
Volatility	35.73	-	-

## Futures and Options

Related Futures	-
Related Options	-

5Y











Information about previous performance does not guarantee future performance.  
Source: FactSet

## Price data

Ø price 5 days   Ø volume 5 days (pcs.)	102.055 USD (0)
Ø price 30 days   Ø volume 30 days (pcs.)	94.258 USD (0)
Ø price 100 days   Ø volume 100 days (pcs.)	97.554 USD (0)
Ø price 250 days   Ø volume 250 days (pcs.)	98.284 USD (0)
YTD High   date	109.953 USD (2024/01/02)
YTD Low   date	89.836 USD (2024/04/16)
52 Weeks High   date	- USD (-)
52 Weeks Low   date	- USD (-)

## Recent Research

on underlying	on sector	on market	
Date		Headline	Download
2023/06/06		Global Equity Ratings	
2023/06/01		Global Equity Ratings	
2023/05/24		Global Equity Ratings	
2023/05/03		Global Equity Ratings	
2023/04/25		Global Equity Ratings	