

ASTRAZENECA PLC FUTURE (AZNF) - EUX/202406

2024/05/22 18:35:55

Price
12,413.9607 GBP

Difference  **-0.04% (-5.29)**

General attributes

Symbol	AZNF24
Exchange	Eurex
Currency	GBP
Security type	Future
Underlying	ASTRAZENECA PLC
Maturity	06-2024
Contract size	1,000

Market data

Bid (Bid size)	- GBP (-)
Ask (Ask size)	- GBP (-)
Open	12,413.9607 GBP
High	12,413.9607 GBP
Low	12,413.9607 GBP
Close (prev. day)	12,419.2504 GBP
Underlying	ASTRAZENECA PLC
Underlying price (date)	12,360.00 (24/05/22)
Settlement price (date)	12,413.96 (24/05/22)
Open Interest	0

Performance and Risk

	6m	1Y	3Y
Perf (%)	+19.93%	-	-
Perf (abs.)	+2,063.73	-	-
Beta	-	-	-
Volatility	21.95	-	-

Futures and Options

Related Futures	-
Related Options	-












Information about previous performance does not guarantee future performance.
Source: FactSet

Price data

Ø price 5 days Ø volume 5 days (pcs.)	12,241.6321 GBP (0)
Ø price 30 days Ø volume 30 days (pcs.)	11,784.5656 GBP (0)
Ø price 100 days Ø volume 100 days (pcs.)	10,884.4811 GBP (0)
Ø price 250 days Ø volume 250 days (pcs.)	10,985.0275 GBP (0)
YTD High date	12,445.0934 GBP (2024/05/10)
YTD Low date	9,528.7724 GBP (2024/02/12)
52 Weeks High date	- GBP (-)
52 Weeks Low date	- GBP (-)

Recent Research

on sector			
Date		Headline	Download
2024/04/26		Global Equity Ratings	
2024/04/03		Global Equity Ratings	
2024/03/13		Global Equity Ratings	
2024/02/22		Global Equity Ratings	
2024/02/14		Global Equity Ratings	